

HT2025-TRIS22_T4369_Research Methods for Intelligent Systems

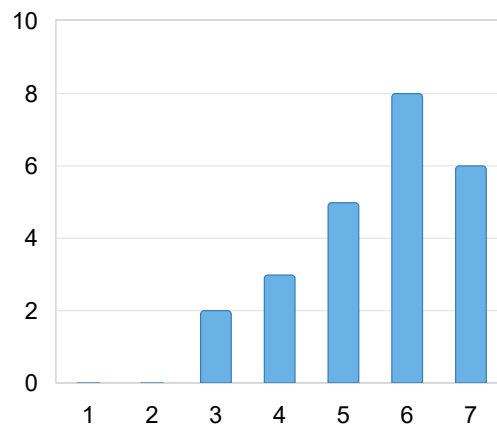
Respondents: 56
Answer Count: 24
Answer Frequency: 42.86%

Before the start of the course, I had high expectations.

1 = Do not agree at all

7 = Agree completely

Before the start of the course, I had high expectations. 1 = Do not agree at all 7 = Agree completely	Number of responses
1	0 (0.0%)
2	0 (0.0%)
3	2 (8.3%)
4	3 (12.5%)
5	5 (20.8%)
6	8 (33.3%)
7	6 (25.0%)
Total	24 (100.0%)



● Before the start of the course, I had ...

	Mean	Standard Deviation	Coefficient of Variation	Min	Lower Quartile	Median	Upper Quartile	Max
Before the start of the course, I had high expectations. 1 = Do not agree at all 7 = Agree completely	5.5	1.3	22.6 %	3.0	5.0	6.0	6.5	7.0

As you set a value lower than 4, we ask you to briefly tell us what influenced your assessment and what you think should be done to improve the course.

As you set a value lower than 4, we ask you to briefly tell us what influenced your assessment and what you think should be done to improve the course.

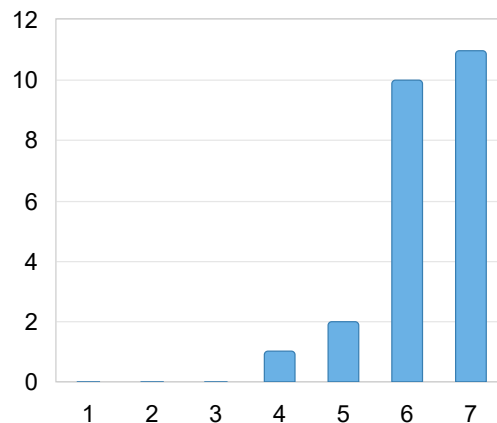
Before the course I thought it was going to be a very boring course but also very challenging. I didnt think I would learn very much, just that we had to do very tedious work.

The intended learning outcomes ([Syllabus](#)) were clear.
1 = Do not agree at all
7 = Agree completely

The intended learning outcomes ([Syllabus](#)) were clear.

1 = Do not agree at all
7 = Agree completely

	Number of responses
1	0 (0.0%)
2	0 (0.0%)
3	0 (0.0%)
4	1 (4.2%)
5	2 (8.3%)
6	10 (41.7%)
7	11 (45.8%)
Total	24 (100.0%)



● The intended learning outcomes (Syl...

	Mean	Standard Deviation	Coefficient of Variation	Min	Lower Quartile	Median	Upper Quartile	Max
The intended learning outcomes (Syllabus) were clear. 1 = Do not agree at all 7 = Agree completely	6.3	0.8	12.8 %	4.0	6.0	6.0	7.0	7.0

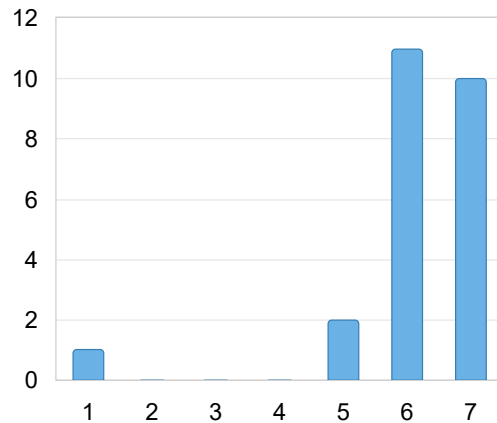
As you set a value lower than 4, we ask you to briefly tell us what influenced your assessment and what you think should be done to improve the course.

The course was well organised and structured.

1 = Do not agree at all

7 = Agree completely

The course was well organised and structured. 1 = Do not agree at all 7 = Agree completely	Number of responses
1	1 (4.2%)
2	0 (0.0%)
3	0 (0.0%)
4	0 (0.0%)
5	2 (8.3%)
6	11 (45.8%)
7	10 (41.7%)
Total	24 (100.0%)



● The course was well organised and ...

	Mean	Standard Deviation	Coefficient of Variation	Min	Lower Quartile	Median	Upper Quartile	Max
The course was well organised and structured. 1 = Do not agree at all 7 = Agree completely	6.1	1.3	20.6 %	1.0	6.0	6.0	7.0	7.0

As you set a value lower than 4, we ask you to briefly tell us what influenced your assessment and what you think should be done to improve the course.

As you set a value lower than 4, we ask you to briefly tell us what influenced your assessment and what you think should be done to improve the course.

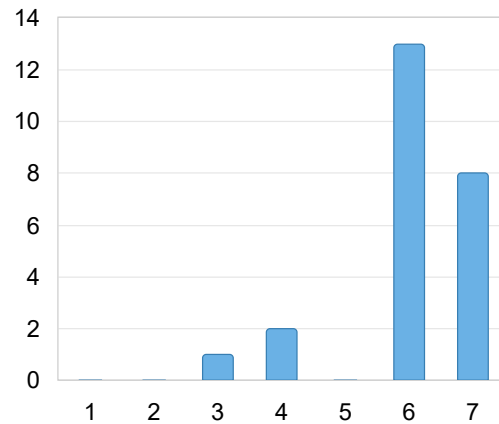
There was a lack of structure regarding the seminars. It was often unclear when we were expected to attend, and this information was only provided after we asked for it. As a result, details about the seminars were frequently shared very close to the actual session, which made it difficult to plan ahead. I would prefer if, at the start of the course, it were clearly stated which group and which seminars we are expected to attend, so that it's possible to plan the entire study period in advance.

All information I needed to follow and fulfil the course requirements was available in the study guide.

1 = Do not agree at all

7 = Agree completely

All information I needed to follow and fulfil the course requirements was available in the study guide. 1 = Do not agree at all 7 = Agree completely	Number of responses
1	0 (0.0%)
2	0 (0.0%)
3	1 (4.2%)
4	2 (8.3%)
5	0 (0.0%)
6	13 (54.2%)
7	8 (33.3%)
Total	24 (100.0%)



● All information I needed to follow an...

	Mean	Standard Deviation	Coefficient of Variation	Min	Lower Quartile	Median	Upper Quartile	Max
All information I needed to follow and fulfil the course requirements was available in the study guide. 1 = Do not agree at all 7 = Agree completely	6.0	1.0	17.2 %	3.0	6.0	6.0	7.0	7.0

As you set a value lower than 4, we ask you to briefly tell us what influenced your assessment and what you think should be done to improve the course.

As you set a value lower than 4, we ask you to briefly tell us what influenced your assessment and what you think should be done to improve the course.

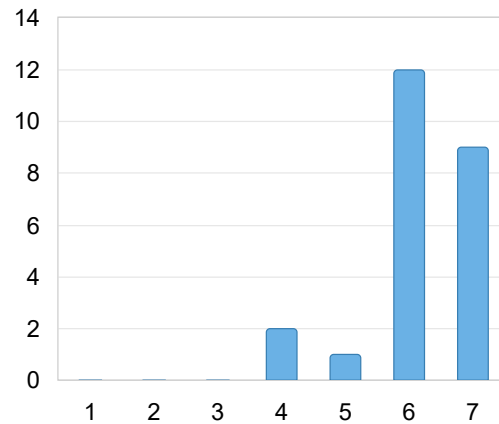
I think there should have been a demonstration of how to perform the search for the review. It was not clear how the search process should be conducted or what was allowed and not allowed.

It was clear from the start what I needed to do to achieve a certain grade.

1 = Do not agree at all

7 = Agree completely

It was clear from the start what I needed to do to achieve a certain grade. 1 = Do not agree at all 7 = Agree completely		Number of responses
1		0 (0.0%)
2		0 (0.0%)
3		0 (0.0%)
4		2 (8.3%)
5		1 (4.2%)
6		12 (50.0%)
7		9 (37.5%)
Total		24 (100.0%)



● It was clear from the start what I needed to do to achieve a certain grade.

	Mean	Standard Deviation	Coefficient of Variation	Min	Lower Quartile	Median	Upper Quartile	Max
It was clear from the start what I needed to do to achieve a certain grade. 1 = Do not agree at all 7 = Agree completely	6.2	0.9	14.1 %	4.0	6.0	6.0	7.0	7.0

As you set a value lower than 4, we ask you to briefly tell us what influenced your assessment and what you think should be done to improve the course.

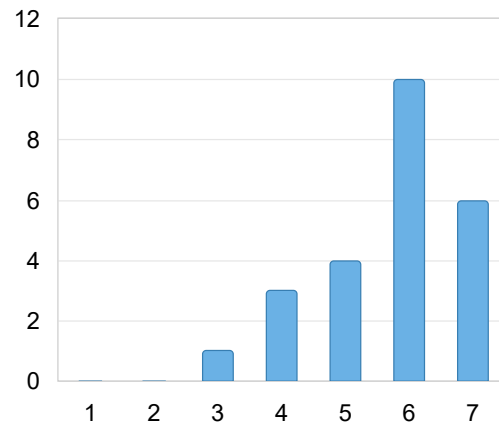
The time that I spent on the course (timetabled hours and independent study) corresponds to the number of credits that the course is worth. Please feel free to comment.

1 = Do not agree at all

7 = Agree completely

The time that I spent on the course (timetabled hours and independent study) corresponds to the number of credits that the course is worth. Please feel free to comment.
1 = Do not agree at all
7 = Agree completely

	Number of responses
1	0 (0.0%)
2	0 (0.0%)
3	1 (4.2%)
4	3 (12.5%)
5	4 (16.7%)
6	10 (41.7%)
7	6 (25.0%)
Total	24 (100.0%)



● The time that I spent on the course (t...

	Mean	Standard Deviation	Coefficient of Variation	Min	Lower Quartile	Median	Upper Quartile	Max
The time that I spent on the course (timetabled hours and independent study) corresponds to the number of credits that the course is worth. Please feel free to comment. 1 = Do not agree at all 7 = Agree completely	5.7	1.1	19.7 %	3.0	5.0	6.0	6.5	7.0

Never spent more time on course before, except maybe patricks courses. But thats fine!

The course demanded us to do a lot of reading which could vary between students and it took a lot of time.

We spent way more time

As you set a value lower than 4, we ask you to briefly tell us what influenced your assessment and what you think should be done to improve the course.

As you set a value lower than 4, we ask you to briefly tell us what influenced your assessment and what you think should be done to improve the course.

Me and my teammate spent way too much time on the SLR (final report), so many constraints (page limit, etc) and so high expectations, an almost impossible task to do really well

The combination of learning activities (for example lectures, exercises, seminars, projects, laboratory sessions and independent study) encouraged me to do my absolute best. Please feel free to comment.

1 = Do not agree at all

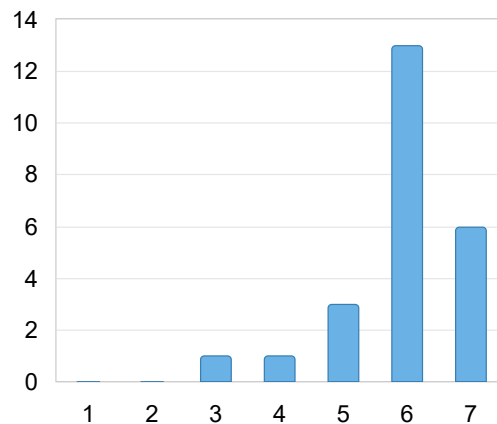
7 = Agree completely

The combination of learning activities (for example lectures, exercises, seminars, projects, laboratory sessions and independent study) encouraged me to do my absolute best. Please feel free to comment.

1 = Do not agree at all

7 = Agree completely

	Number of responses
1	0 (0.0%)
2	0 (0.0%)
3	1 (4.2%)
4	1 (4.2%)
5	3 (12.5%)
6	13 (54.2%)
7	6 (25.0%)
Total	24 (100.0%)



● The combination of learning activitie...



	Mean	Standard Deviation	Coefficient of Variation	Min	Lower Quartile	Median	Upper Quartile	Max
The combination of learning activities (for example lectures, exercises, seminars, projects, laboratory sessions and independent study) encouraged me to do my absolute best. Please feel free to comment. 1 = Do not agree at all 7 = Agree completely	5.9	1.0	16.5 %	3.0	6.0	6.0	6.5	7.0

For me it depended on the topic we chosed, interesting topics gets more of my attention naturally

As you set a value lower than 4, we ask you to briefly tell us what influenced your assessment and what you think should be done to improve the course.

The course challenged me to explore ideas and concepts in depth.

1 = Do not agree at all

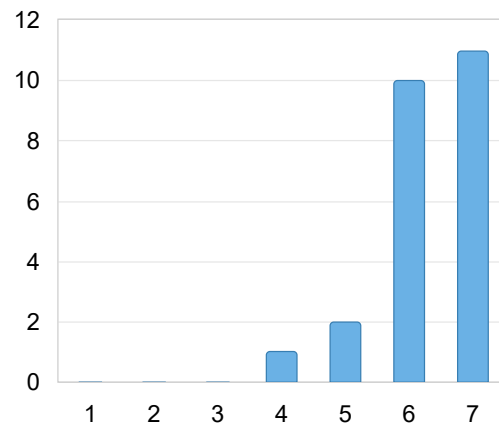
7 = Agree completely

The course challenged me to explore ideas and concepts in depth.

1 = Do not agree at all

7 = Agree completely

	Number of responses
1	0 (0.0%)
2	0 (0.0%)
3	0 (0.0%)
4	1 (4.2%)
5	2 (8.3%)
6	10 (41.7%)
7	11 (45.8%)
Total	24 (100.0%)



● The course challenged me to explor...

	Mean	Standard Deviation	Coefficient of Variation	Min	Lower Quartile	Median	Upper Quartile	Max
The course challenged me to explore ideas and concepts in depth. 1 = Do not agree at all 7 = Agree completely	6.3	0.8	12.8 %	4.0	6.0	6.0	7.0	7.0

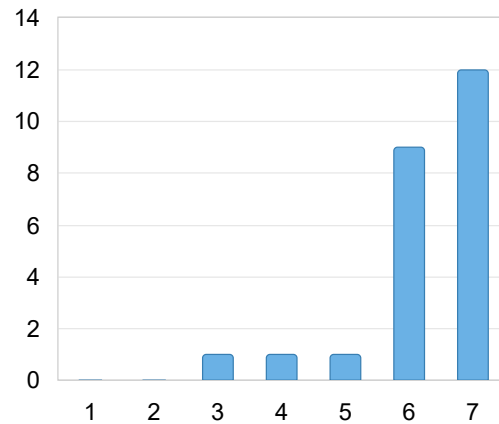
As you set a value lower than 4, we ask you to briefly tell us what influenced your assessment and what you think should be done to improve the course.

The collaboration between the students participating in the course worked well.

1 = Do not agree at all

7 = Agree completely

The collaboration between the students participating in the course worked well. 1 = Do not agree at all 7 = Agree completely	Number of responses
1	0 (0.0%)
2	0 (0.0%)
3	1 (4.2%)
4	1 (4.2%)
5	1 (4.2%)
6	9 (37.5%)
7	12 (50.0%)
Total	24 (100.0%)



● The collaboration between the stude...

	Mean	Standard Deviation	Coefficient of Variation	Min	Lower Quartile	Median	Upper Quartile	Max
The collaboration between the students participating in the course worked well. 1 = Do not agree at all 7 = Agree completely	6.2	1.0	16.5 %	3.0	6.0	6.5	7.0	7.0

As you set a value lower than 4, we ask you to briefly tell us what influenced your assessment and what you think should be done to improve the course.

As you set a value lower than 4, we ask you to briefly tell us what influenced your assessment and what you think should be done to improve the course.

Me and my group member had difficulties communicating during the main examination which made it difficult to complete.

The teachers involved in the course managed to make the subject content understandable.

1 = Do not agree at all

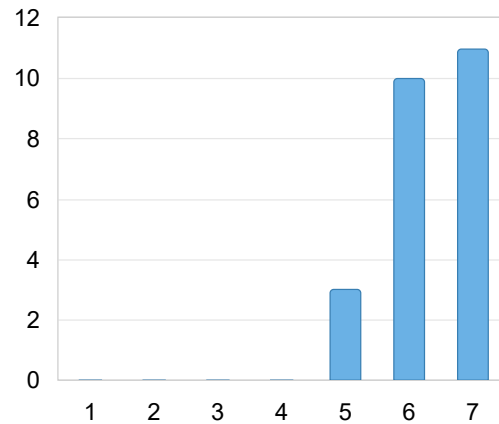
7 = Agree completely

The teachers involved in the course managed to make the subject content understandable.

1 = Do not agree at all

7 = Agree completely

	Number of responses
1	0 (0.0%)
2	0 (0.0%)
3	0 (0.0%)
4	0 (0.0%)
5	3 (12.5%)
6	10 (41.7%)
7	11 (45.8%)
Total	24 (100.0%)



● The teachers involved in the course ...

	Mean	Standard Deviation	Coefficient of Variation	Min	Lower Quartile	Median	Upper Quartile	Max
The teachers involved in the course managed to make the subject content understandable. 1 = Do not agree at all 7 = Agree completely	6.3	0.7	11.1 %	5.0	6.0	6.0	7.0	7.0

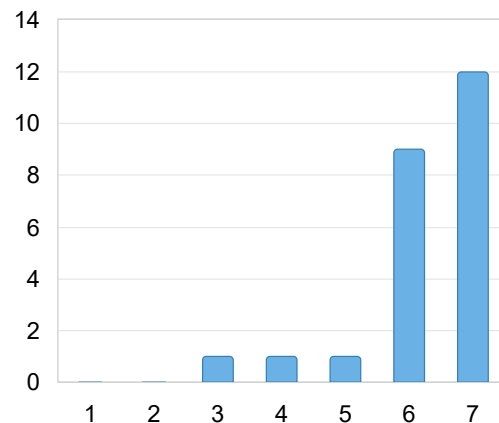
As you set a value lower than 4, we ask you to briefly tell us what influenced your assessment and what you think should be done to improve the course.

I was able to get in contact with the teachers of the course when needed.

1 = Do not agree at all

7 = Agree completely

I was able to get in contact with the teachers of the course when needed. 1 = Do not agree at all 7 = Agree completely	Number of responses
1	0 (0.0%)
2	0 (0.0%)
3	1 (4.2%)
4	1 (4.2%)
5	1 (4.2%)
6	9 (37.5%)
7	12 (50.0%)
Total	24 (100.0%)



● I was able to get in contact with the t...

	Mean	Standard Deviation	Coefficient of Variation	Min	Lower Quartile	Median	Upper Quartile	Max
I was able to get in contact with the teachers of the course when needed. 1 = Do not agree at all 7 = Agree completely	6.2	1.0	16.5 %	3.0	6.0	6.5	7.0	7.0

As you set a value lower than 4, we ask you to briefly tell us what influenced your assessment and what you think should be done to improve the course.

As you set a value lower than 4, we ask you to briefly tell us what influenced your assessment and what you think should be done to improve the course.

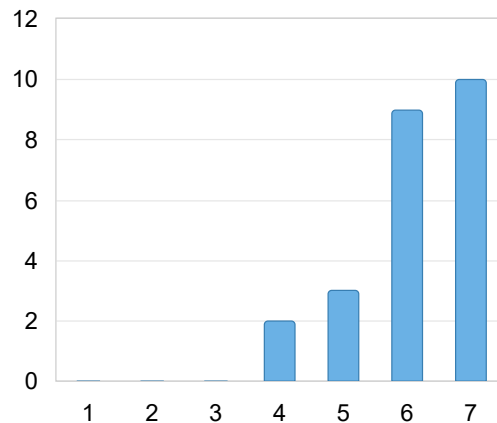
Some emails were responded to, while others were not.

During the course, I received feedback (for example from teachers, students and learning activities) that contributed to my learning.

1 = Do not agree at all

7 = Agree completely

During the course, I received feedback (for example from teachers, students and learning activities) that contributed to my learning. 1 = Do not agree at all 7 = Agree completely	Number of responses
1	0 (0.0%)
2	0 (0.0%)
3	0 (0.0%)
4	2 (8.3%)
5	3 (12.5%)
6	9 (37.5%)
7	10 (41.7%)
Total	24 (100.0%)



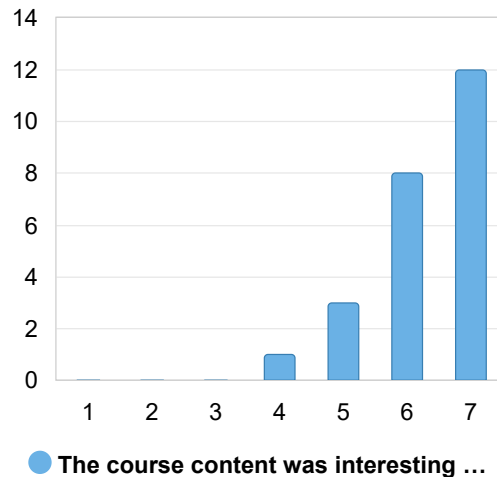
● During the course, I received feedba...

	Mean	Standard Deviation	Coefficient of Variation	Min	Lower Quartile	Median	Upper Quartile	Max
During the course, I received feedback (for example from teachers, students and learning activities) that contributed to my learning. 1 = Do not agree at all 7 = Agree completely	6.1	0.9	15.5 %	4.0	6.0	6.0	7.0	7.0

As you set a value lower than 4, we ask you to briefly tell us what influenced your assessment and what you think should be done to improve the course.

The course content was interesting and relevant to my studies.
1 = Do not agree at all
7 = Agree completely

The course content was interesting and relevant to my studies. 1 = Do not agree at all 7 = Agree completely		Number of responses
1		0 (0.0%)
2		0 (0.0%)
3		0 (0.0%)
4		1 (4.2%)
5		3 (12.5%)
6		8 (33.3%)
7		12 (50.0%)
Total		24 (100.0%)



	Mean	Standard Deviation	Coefficient of Variation	Min	Lower Quartile	Median	Upper Quartile	Max
The course content was interesting and relevant to my studies. 1 = Do not agree at all 7 = Agree completely	6.3	0.9	13.6 %	4.0	6.0	6.5	7.0	7.0

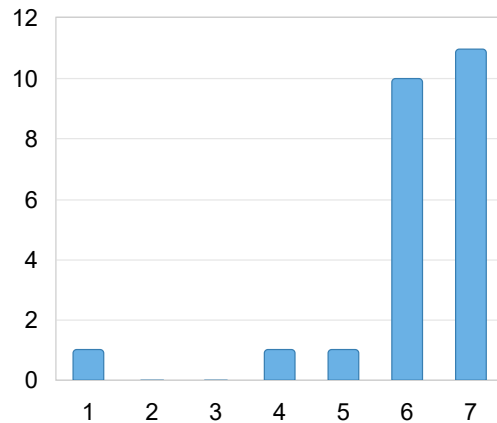
As you set a value lower than 4, we ask you to briefly tell us what influenced your assessment and what you think should be done to improve the course.

The teaching spaces were well suited for the course.

1 = Do not agree at all

7 = Agree completely

The teaching spaces were well suited for the course. 1 = Do not agree at all 7 = Agree completely		Number of responses
1		1 (4.2%)
2		0 (0.0%)
3		0 (0.0%)
4		1 (4.2%)
5		1 (4.2%)
6		10 (41.7%)
7		11 (45.8%)
Total		24 (100.0%)



● The teaching spaces were well suite...

	Mean	Standard Deviation	Coefficient of Variation	Min	Lower Quartile	Median	Upper Quartile	Max
The teaching spaces were well suited for the course. 1 = Do not agree at all 7 = Agree completely	6.1	1.3	21.7 %	1.0	6.0	6.0	7.0	7.0

As you set a value lower than 4, we ask you to briefly tell us what influenced your assessment and what you think should be done to improve the course.

As you set a value lower than 4, we ask you to briefly tell us what influenced your assessment and what you think should be done to improve the course.

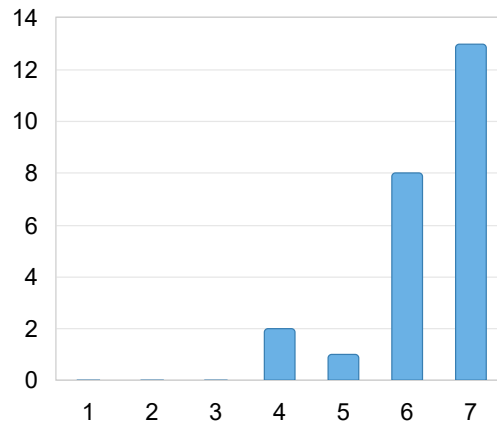
The chairs still need upgrading, and there are too few power outlets in the classrooms.

I had good access to computers and software needed for the course.

1 = Do not agree at all

7 = Agree completely

I had good access to computers and software needed for the course. 1 = Do not agree at all 7 = Agree completely		Number of responses
1		0 (0.0%)
2		0 (0.0%)
3		0 (0.0%)
4		2 (8.3%)
5		1 (4.2%)
6		8 (33.3%)
7		13 (54.2%)
Total		24 (100.0%)



● I had good access to computers and...

	Mean	Standard Deviation	Coefficient of Variation	Min	Lower Quartile	Median	Upper Quartile	Max
I had good access to computers and software needed for the course. 1 = Do not agree at all 7 = Agree completely	6.3	0.9	14.5 %	4.0	6.0	7.0	7.0	7.0

As you set a value lower than 4, we ask you to briefly tell us what influenced your assessment and what you think should be done to improve the course.

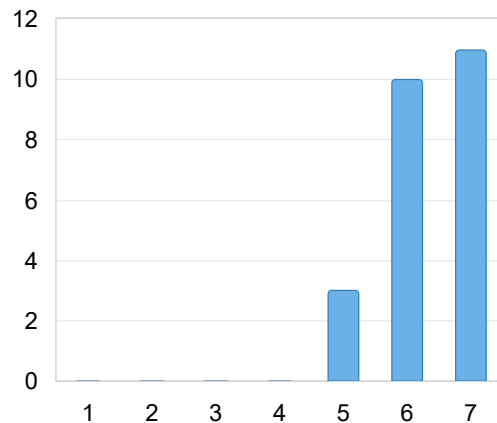
Below are statements about the delivery of the course in relation to the intended learning outcomes. Please review your previous responses before you continue.

The literature and other resources were appropriate in relation to the intended learning outcomes and the delivery of the course.

1 = Do not agree at all

7 = Agree completely

The literature and other resources were appropriate in relation to the intended learning outcomes and the delivery of the course. 1 = Do not agree at all 7 = Agree completely		Number of responses
1		0 (0.0%)
2		0 (0.0%)
3		0 (0.0%)
4		0 (0.0%)
5		3 (12.5%)
6		10 (41.7%)
7		11 (45.8%)
Total		24 (100.0%)



● The literature and other resources w...

	Mean	Standard Deviation	Coefficient of Variation	Min	Lower Quartile	Median	Upper Quartile	Max
The literature and other resources were appropriate in relation to the intended learning outcomes and the delivery of the course. 1 = Do not agree at all 7 = Agree completely	6.3	0.7	11.1 %	5.0	6.0	6.0	7.0	7.0

As you set a value lower than 4, we ask you to briefly tell us what influenced your assessment and what you think should be done to improve the course.

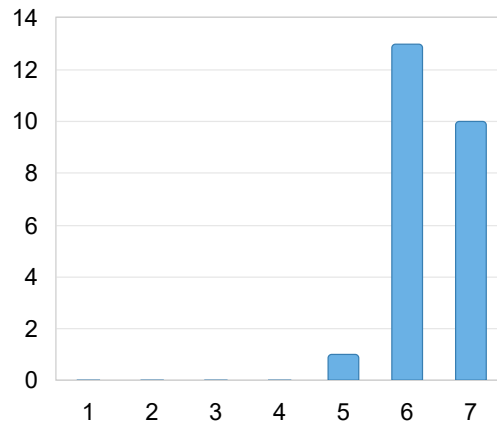
The examination methods used were relevant in relation to the intended learning outcomes.

1 = Do not agree at all

7 = Agree completely

**The examination methods used were relevant in relation to the intended learning outcomes.
1 = Do not agree at all
7 = Agree completely**

	Number of responses
1	0 (0.0%)
2	0 (0.0%)
3	0 (0.0%)
4	0 (0.0%)
5	1 (4.2%)
6	13 (54.2%)
7	10 (41.7%)
Total	24 (100.0%)



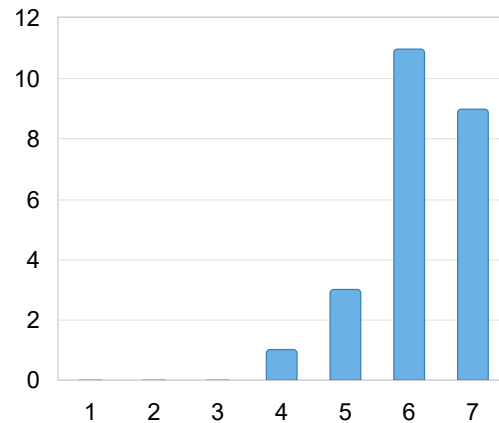
● The examination methods used were...

	Mean	Standard Deviation	Coefficient of Variation	Min	Lower Quartile	Median	Upper Quartile	Max
The examination methods used were relevant in relation to the intended learning outcomes. 1 = Do not agree at all 7 = Agree completely	6.4	0.6	9.0 %	5.0	6.0	6.0	7.0	7.0

As you set a value lower than 4, we ask you to briefly tell us what influenced your assessment and what you think should be done to improve the course.

My opinion of the course as a whole.
1 = Not at all satisfied
7 = Very satisfied

My opinion of the course as a whole. 1 = Not at all satisfied 7 = Very satisfied	Number of responses
1	0 (0.0%)
2	0 (0.0%)
3	0 (0.0%)
4	1 (4.2%)
5	3 (12.5%)
6	11 (45.8%)
7	9 (37.5%)
Total	24 (100.0%)



● My opinion of the course as a whole....

	Mean	Standard Deviation	Coefficient of Variation	Min	Lower Quartile	Median	Upper Quartile	Max
My opinion of the course as a whole. 1 = Not at all satisfied 7 = Very satisfied	6.2	0.8	13.2 %	4.0	6.0	6.0	7.0	7.0

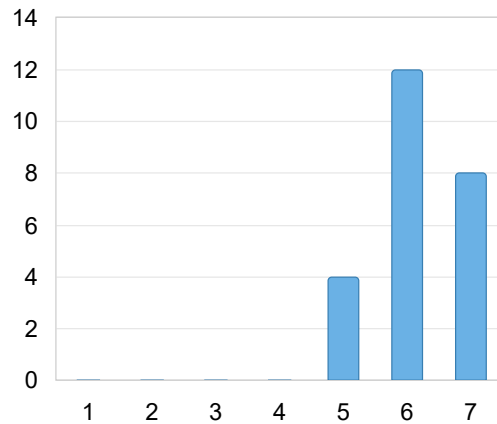
As you set a value lower than 4, we ask you to briefly tell us what influenced your assessment and what you think should be done to improve the course.

I had sufficient prior knowledge to follow the various parts of the course.

1 = Do not agree at all

7 = Agree completely

I had sufficient prior knowledge to follow the various parts of the course. 1 = Do not agree at all 7 = Agree completely		Number of responses
1		0 (0.0%)
2		0 (0.0%)
3		0 (0.0%)
4		0 (0.0%)
5		4 (16.7%)
6		12 (50.0%)
7		8 (33.3%)
Total		24 (100.0%)



● I had sufficient prior knowledge to fo...

	Mean	Standard Deviation	Coefficient of Variation	Min	Lower Quartile	Median	Upper Quartile	Max
I had sufficient prior knowledge to follow the various parts of the course. 1 = Do not agree at all 7 = Agree completely	6.2	0.7	11.4 %	5.0	6.0	6.0	7.0	7.0

As you set a value lower than 4, we ask you to briefly tell us what influenced your assessment and what you think should be done to improve the course.

The following questions allow you to respond in your own words. It is recommended to start with the questions where your answers are towards the ends of the scale and explain why. Be as specific as possible! You can also make other comments that you believe could benefit the course.

What about the course do you think is most valuable to keep as it is?

What about the course do you think is most valuable to keep as it is?

Maria is really growing on me, absolutely fabulous at teaching and making course content actually fun.

I think the Literature review and peer-review exercise was valuable experience to practice being a critical reviewer and an opportunity to improve my research and review skills.

Its good to focus on research gap because AI in all domain and its also a hot subject.

maria is, she is a great teacher and person, all her courses are well organized and professional, clear expectations and guidelines

The workshops and the system of literature reviews with EasyChair.

The seminars were good.

My expectations for this course was not high at all, mainly because of what i heard from friends who have read the equivalent one for the bachelor students. In the middle of the course, when the main reading part happened, both me and my partner realized we had never studied/learnt this much before. I dont mind being in school from 06:00 to 22:30 or however long our longest day was, to study an interesting topic. And thats the thing, by letting us choose the topic the course turned from a 1 to 7+. Of course if i were unlucky and had an incompatible partner, everything i said except for the hours could have been different.

Seminars

The Structure and syllabus was good and can be kept as it is.

Don't know

What about the course do you think is most important to change or improve?

What about the course do you think is most important to change or improve?

I would have liked some kind of small heads up about when it would be appropriate to start working on the literature review. I understand we are 2nd year master students and that we wont have our hands held, but just a small quick "Hey guys, after this lesson, I recommend you start working on the review" or something. I think most of us started way too late, which caused us to truly grind the final days of the deadline, but I guess we learned the hard way this time :)

I think it is good as it is, it has good materials.

Writting and presentation skills

I'd like more straightforward examples of what to do, what not to do. For example, for literature reviews, 2 documents, one with a very bad literature review, another with a very good one, and highlights, A/B comparison on what to do/what not to do.

Make it more clear to start reading the articles sooner. We started to late because we thought there time, so we had to go all in, in the end. But then again, for the future, now we know that theres no reason to wait, and that wouldnt have been clear if there was like a deadline for choosing the articles. Letting students learn practical experiences on their own is sometimes better then telling them what to do.

I think there should be a demo on how to actually start doing a litterature review. Show us how to start doing keyword search etc.

The time of the course but it already changed with new class of 25

As noted previously, better course planning would help simplify scheduling and make life easier for students.

i think maria should have the slr lectures rather than einav, i know its her field, but she is not grading, and the expectations should be made clear by maria, since they were not the same, also to be honest, even maria were not clear on one important part of the contents, which is a proposed study outline, and its expectations, this isnt written down, but once said by her not as a part of a lecture but another student asking her, although its important to include in the slr, this was never ever conveyed by einav

Other comments

Other comments

No.

Good course overall.

I hope I don't forget this information by the time I do my thesis.

im not sure of the final task, like yes we get to read up on a topic but its better to make it a survey than review then, since we simply cant make a proper slr anyway and we get thought how todo a proper slr, so then what we do in final report is just different and we are not prepared, teach us how to do a semi slr