

VT2025-TAIR22_T5009_Ethics of Artificial Intelligence

Respondents: 75
Answer Count: 30
Answer Frequency: 40.00%

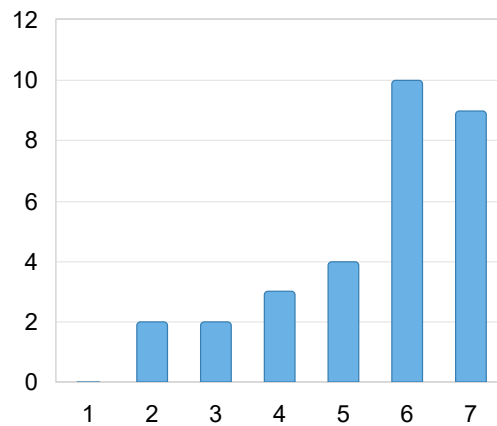


Before the start of the course, I had high expectations.

1 = Do not agree at all

7 = Agree completely

Before the start of the course, I had high expectations. 1 = Do not agree at all 7 = Agree completely	Number of responses
1	0 (0.0%)
2	2 (6.7%)
3	2 (6.7%)
4	3 (10.0%)
5	4 (13.3%)
6	10 (33.3%)
7	9 (30.0%)
Total	30 (100.0%)



● Before the start of the course, I had ...

	Mean	Standard Deviation	Coefficient of Variation	Min	Lower Quartile	Median	Upper Quartile	Max
Before the start of the course, I had high expectations. 1 = Do not agree at all 7 = Agree completely	5.5	1.5	27.7 %	2.0	5.0	6.0	7.0	7.0

As you set a value lower than 4, we ask you to briefly tell us what influenced your assessment and what you think should be done to improve the course.

As you set a value lower than 4, we ask you to briefly tell us what influenced your assessment and what you think should be done to improve the course.

I initially thought that ethics as a subject would be boring and useless (i was wrong)

I was sceptical by the name of the course that it might be a theoretical and boring course based on memorizing things.

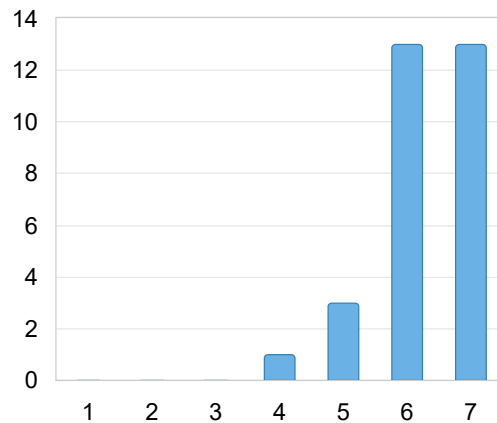
I didn't know what the course was about so I didn't have any high expectations

The intended learning outcomes ([Syllabus](#)) were clear.
1 = Do not agree at all
7 = Agree completely

The intended learning outcomes ([Syllabus](#)) were clear.

1 = Do not agree at all
7 = Agree completely

	Number of responses
1	0 (0.0%)
2	0 (0.0%)
3	0 (0.0%)
4	1 (3.3%)
5	3 (10.0%)
6	13 (43.3%)
7	13 (43.3%)
Total	30 (100.0%)



● The intended learning outcomes (Syl...

	Mean	Standard Deviation	Coefficient of Variation	Min	Lower Quartile	Median	Upper Quartile	Max
The intended learning outcomes (Syllabus) were clear. 1 = Do not agree at all 7 = Agree completely	6.3	0.8	12.5 %	4.0	6.0	6.0	7.0	7.0

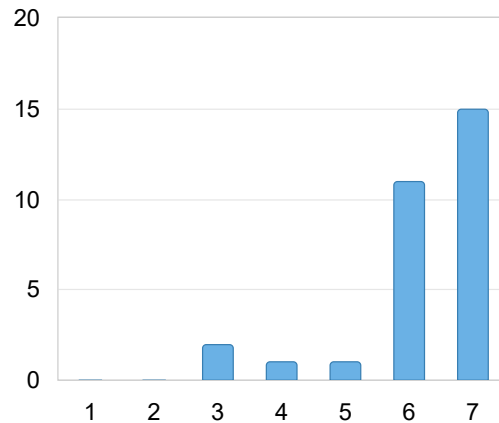
As you set a value lower than 4, we ask you to briefly tell us what influenced your assessment and what you think should be done to improve the course.

The course was well organised and structured.

1 = Do not agree at all

7 = Agree completely

The course was well organised and structured. 1 = Do not agree at all 7 = Agree completely	Number of responses
1	0 (0.0%)
2	0 (0.0%)
3	2 (6.7%)
4	1 (3.3%)
5	1 (3.3%)
6	11 (36.7%)
7	15 (50.0%)
Total	30 (100.0%)



● The course was well organised and ...

	Mean	Standard Deviation	Coefficient of Variation	Min	Lower Quartile	Median	Upper Quartile	Max
The course was well organised and structured. 1 = Do not agree at all 7 = Agree completely	6.2	1.1	18.2 %	3.0	6.0	6.5	7.0	7.0

As you set a value lower than 4, we ask you to briefly tell us what influenced your assessment and what you think should be done to improve the course.

As you set a value lower than 4, we ask you to briefly tell us what influenced your assessment and what you think should be done to improve the course.

I think lots of the information regarding what was demanded and what was expected was unclear. Many of us had a hard time knowing what was expected in practical assignment, report, debate, seminars and so on.

Instead of making mindmaps during the Workshops, I do rather have open ended discussions and Q&As on the topic rather than simply making a general overview. Although there is benefit in it, I rather spend the time answering detailed questions that the students lift, and struggle with. There is not as much utility in going over simple topics which many anyhow don't struggle with. Encourage asking questions in a more firm way in the beginning.

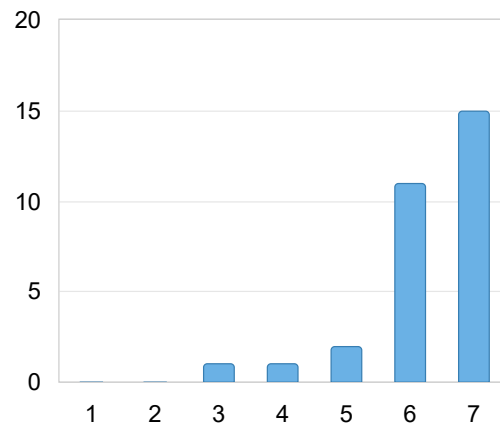


All information I needed to follow and fulfil the course requirements was available in the study guide.

1 = Do not agree at all

7 = Agree completely

All information I needed to follow and fulfil the course requirements was available in the study guide. 1 = Do not agree at all 7 = Agree completely	Number of responses
1	0 (0.0%)
2	0 (0.0%)
3	1 (3.3%)
4	1 (3.3%)
5	2 (6.7%)
6	11 (36.7%)
7	15 (50.0%)
Total	30 (100.0%)



● All information I needed to follow an...

	Mean	Standard Deviation	Coefficient of Variation	Min	Lower Quartile	Median	Upper Quartile	Max
All information I needed to follow and fulfil the course requirements was available in the study guide. 1 = Do not agree at all 7 = Agree completely	6.3	1.0	15.6 %	3.0	6.0	6.5	7.0	7.0

As you set a value lower than 4, we ask you to briefly tell us what influenced your assessment and what you think should be done to improve the course.

As you set a value lower than 4, we ask you to briefly tell us what influenced your assessment and what you think should be done to improve the course.



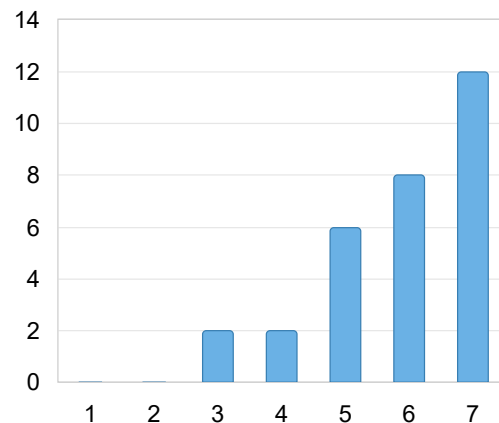
Would have loved a study guide, detailed information for each week. I do recommend checking with Johannes Oescht and Tan, they had a very nice one.

It was clear from the start what I needed to do to achieve a certain grade.

1 = Do not agree at all

7 = Agree completely

It was clear from the start what I needed to do to achieve a certain grade. 1 = Do not agree at all 7 = Agree completely	Number of responses
1	0 (0.0%)
2	0 (0.0%)
3	2 (6.7%)
4	2 (6.7%)
5	6 (20.0%)
6	8 (26.7%)
7	12 (40.0%)
Total	30 (100.0%)



● It was clear from the start what I needed to do to achieve a certain grade.

	Mean	Standard Deviation	Coefficient of Variation	Min	Lower Quartile	Median	Upper Quartile	Max
It was clear from the start what I needed to do to achieve a certain grade. 1 = Do not agree at all 7 = Agree completely	5.9	1.2	20.9 %	3.0	5.0	6.0	7.0	7.0

As you set a value lower than 4, we ask you to briefly tell us what influenced your assessment and what you think should be done to improve the course.

As you set a value lower than 4, we ask you to briefly tell us what influenced your assessment and what you think should be done to improve the course.



Its sort of unclear. All of the grade rests on a project, and we are graded on the report quality and justification of our steps for each week. What is considered acting in a level 5 grade manner is sort of left too wide and open to interpretation. Too much subjectivity. An actual exam (don't make it Kahoot like), would more clearly distinguish the level of each student.

Same as last one, hard to know what was the expectations.

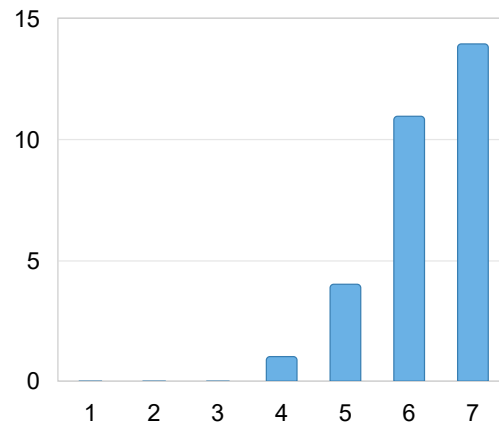
The time that I spent on the course (timetabled hours and independent study) corresponds to the number of credits that the course is worth. Please feel free to comment.

1 = Do not agree at all

7 = Agree completely

The time that I spent on the course (timetabled hours and independent study) corresponds to the number of credits that the course is worth. Please feel free to comment.
1 = Do not agree at all
7 = Agree completely

	Number of responses
1	0 (0.0%)
2	0 (0.0%)
3	0 (0.0%)
4	1 (3.3%)
5	4 (13.3%)
6	11 (36.7%)
7	14 (46.7%)
Total	30 (100.0%)



● The time that I spent on the course (t...

	Mean	Standard Deviation	Coefficient of Variation	Min	Lower Quartile	Median	Upper Quartile	Max
The time that I spent on the course (timetabled hours and independent study) corresponds to the number of credits that the course is worth. Please feel free to comment. 1 = Do not agree at all 7 = Agree completely	6.3	0.8	13.2 %	4.0	6.0	6.0	7.0	7.0

Its not true, I worked really hard, way more than the allocated time. Nonetheless, I always do that. I care about taking as much insights and lessons that I can from my masters degree. I truly enjoy it!

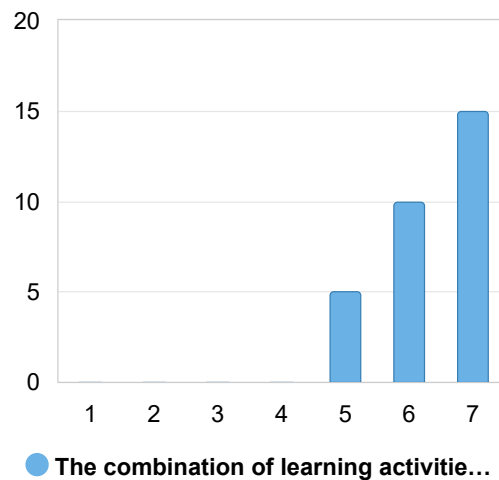
As you set a value lower than 4, we ask you to briefly tell us what influenced your assessment and what you think should be done to improve the course.

The combination of learning activities (for example lectures, exercises, seminars, projects, laboratory sessions and independent study) encouraged me to do my absolute best. Please feel free to comment.

1 = Do not agree at all

7 = Agree completely

	Number of responses
The combination of learning activities (for example lectures, exercises, seminars, projects, laboratory sessions and independent study) encouraged me to do my absolute best. Please feel free to comment. 1 = Do not agree at all 7 = Agree completely	
1	0 (0.0%)
2	0 (0.0%)
3	0 (0.0%)
4	0 (0.0%)
5	5 (16.7%)
6	10 (33.3%)
7	15 (50.0%)
Total	30 (100.0%)





	Mean	Standard Deviation	Coefficient of Variation	Min	Lower Quartile	Median	Upper Quartile	Max
The combination of learning activities (for example lectures, exercises, seminars, projects, laboratory sessions and independent study) encouraged me to do my absolute best. Please feel free to comment. 1 = Do not agree at all 7 = Agree completely	6.3	0.8	12.0 %	5.0	6.0	6.5	7.0	7.0



Really enjoy the labs, learned the most from them. Love the high bars for passing them!

I felt that the argumentative report didnt really give me that much. If the goal was to force us students into doing research and finding good arguments, I would much rather see a more serious debate were you need to state your references.

Seminar 2 felt pointless and poorly done

As you set a value lower than 4, we ask you to briefly tell us what influenced your assessment and what you think should be done to improve the course.

The course challenged me to explore ideas and concepts in depth.

1 = Do not agree at all

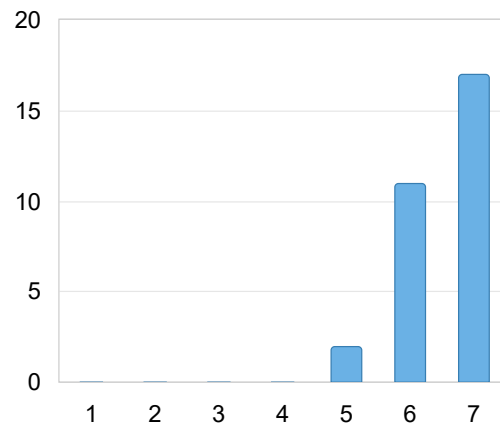
7 = Agree completely

The course challenged me to explore ideas and concepts in depth.

1 = Do not agree at all

7 = Agree completely

	Number of responses
1	0 (0.0%)
2	0 (0.0%)
3	0 (0.0%)
4	0 (0.0%)
5	2 (6.7%)
6	11 (36.7%)
7	17 (56.7%)
Total	30 (100.0%)



● The course challenged me to explor...

	Mean	Standard Deviation	Coefficient of Variation	Min	Lower Quartile	Median	Upper Quartile	Max
The course challenged me to explore ideas and concepts in depth. 1 = Do not agree at all 7 = Agree completely	6.5	0.6	9.7 %	5.0	6.0	7.0	7.0	7.0

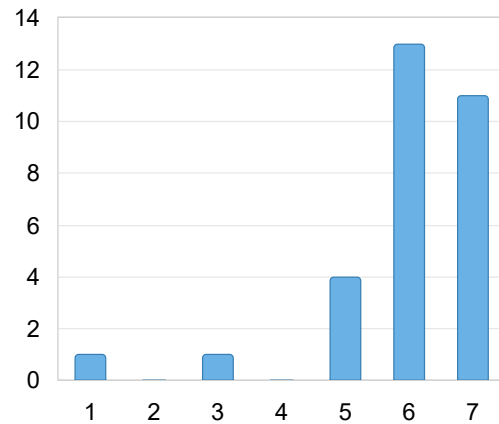
As you set a value lower than 4, we ask you to briefly tell us what influenced your assessment and what you think should be done to improve the course.

The collaboration between the students participating in the course worked well.

1 = Do not agree at all

7 = Agree completely

The collaboration between the students participating in the course worked well. 1 = Do not agree at all 7 = Agree completely	Number of responses
1	1 (3.3%)
2	0 (0.0%)
3	1 (3.3%)
4	0 (0.0%)
5	4 (13.3%)
6	13 (43.3%)
7	11 (36.7%)
Total	30 (100.0%)



● The collaboration between the stude...

	Mean	Standard Deviation	Coefficient of Variation	Min	Lower Quartile	Median	Upper Quartile	Max
The collaboration between the students participating in the course worked well. 1 = Do not agree at all 7 = Agree completely	6.0	1.3	21.8 %	1.0	6.0	6.0	7.0	7.0

As you set a value lower than 4, we ask you to briefly tell us what influenced your assessment and what you think should be done to improve the course.

As you set a value lower than 4, we ask you to briefly tell us what influenced your assessment and what you think should be done to improve the course.

Some students didn't do anything to contribute.

The teachers involved in the course managed to make the subject content understandable.

1 = Do not agree at all

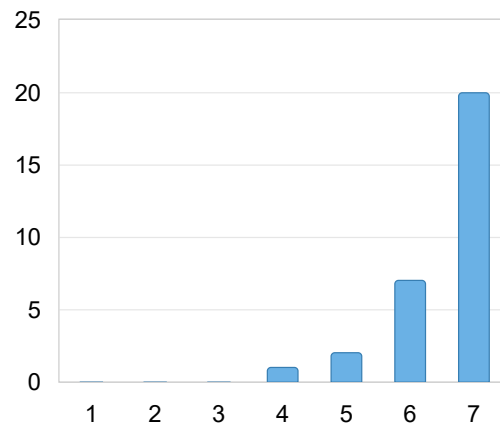
7 = Agree completely

The teachers involved in the course managed to make the subject content understandable.

1 = Do not agree at all

7 = Agree completely

	Number of responses
1	0 (0.0%)
2	0 (0.0%)
3	0 (0.0%)
4	1 (3.3%)
5	2 (6.7%)
6	7 (23.3%)
7	20 (66.7%)
Total	30 (100.0%)



● The teachers involved in the course ...

	Mean	Standard Deviation	Coefficient of Variation	Min	Lower Quartile	Median	Upper Quartile	Max
The teachers involved in the course managed to make the subject content understandable. 1 = Do not agree at all 7 = Agree completely	6.5	0.8	11.9 %	4.0	6.0	7.0	7.0	7.0

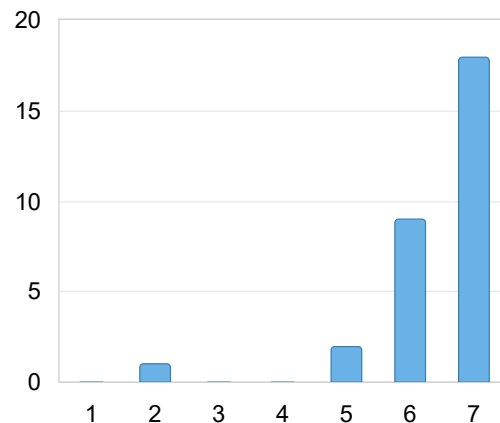
As you set a value lower than 4, we ask you to briefly tell us what influenced your assessment and what you think should be done to improve the course.

I was able to get in contact with the teachers of the course when needed.

1 = Do not agree at all

7 = Agree completely

I was able to get in contact with the teachers of the course when needed. 1 = Do not agree at all 7 = Agree completely	Number of responses
1	0 (0.0%)
2	1 (3.3%)
3	0 (0.0%)
4	0 (0.0%)
5	2 (6.7%)
6	9 (30.0%)
7	18 (60.0%)
Total	30 (100.0%)



● I was able to get in contact with the t...

	Mean	Standard Deviation	Coefficient of Variation	Min	Lower Quartile	Median	Upper Quartile	Max
I was able to get in contact with the teachers of the course when needed. 1 = Do not agree at all 7 = Agree completely	6.4	1.0	16.2 %	2.0	6.0	7.0	7.0	7.0

As you set a value lower than 4, we ask you to briefly tell us what influenced your assessment and what you think should be done to improve the course.

As you set a value lower than 4, we ask you to briefly tell us what influenced your assessment and what you think should be done to improve the course.

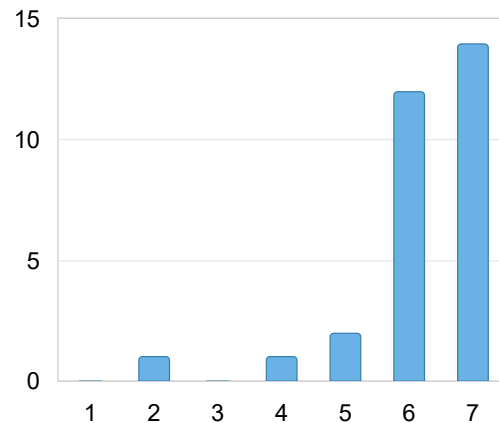
Slow responses or none at all when I emailed the lecturers, in some cases, none at all.

During the course, I received feedback (for example from teachers, students and learning activities) that contributed to my learning.

1 = Do not agree at all

7 = Agree completely

During the course, I received feedback (for example from teachers, students and learning activities) that contributed to my learning. 1 = Do not agree at all 7 = Agree completely	Number of responses
1	0 (0.0%)
2	1 (3.3%)
3	0 (0.0%)
4	1 (3.3%)
5	2 (6.7%)
6	12 (40.0%)
7	14 (46.7%)
Total	30 (100.0%)



● During the course, I received feedba...

	Mean	Standard Deviation	Coefficient of Variation	Min	Lower Quartile	Median	Upper Quartile	Max
During the course, I received feedback (for example from teachers, students and learning activities) that contributed to my learning. 1 = Do not agree at all 7 = Agree completely	6.2	1.1	17.7 %	2.0	6.0	6.0	7.0	7.0

As you set a value lower than 4, we ask you to briefly tell us what influenced your assessment and what you think should be done to improve the course.

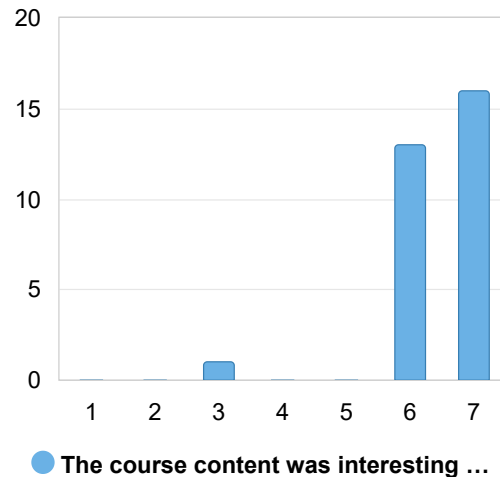
As you set a value lower than 4, we ask you to briefly tell us what influenced your assessment and what you think should be done to improve the course.

Did not really receive any feedback during the course

The course content was interesting and relevant to my studies.
1 = Do not agree at all
7 = Agree completely

The course content was interesting and relevant to my studies.
 1 = Do not agree at all
 7 = Agree completely

	Number of responses
1	0 (0.0%)
2	0 (0.0%)
3	1 (3.3%)
4	0 (0.0%)
5	0 (0.0%)
6	13 (43.3%)
7	16 (53.3%)
Total	30 (100.0%)



	Mean	Standard Deviation	Coefficient of Variation	Min	Lower Quartile	Median	Upper Quartile	Max
The course content was interesting and relevant to my studies. 1 = Do not agree at all 7 = Agree completely	6.4	0.8	12.7 %	3.0	6.0	7.0	7.0	7.0

As you set a value lower than 4, we ask you to briefly tell us what influenced your assessment and what you think should be done to improve the course.

As you set a value lower than 4, we ask you to briefly tell us what influenced your assessment and what you think should be done to improve the course.

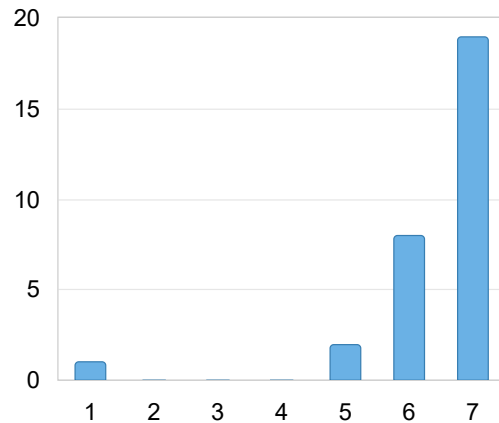
I know Ethics in AI is important but it doesn't interest me that much.

The teaching spaces were well suited for the course.

1 = Do not agree at all

7 = Agree completely

The teaching spaces were well suited for the course. 1 = Do not agree at all 7 = Agree completely		Number of responses
1		1 (3.3%)
2		0 (0.0%)
3		0 (0.0%)
4		0 (0.0%)
5		2 (6.7%)
6		8 (26.7%)
7		19 (63.3%)
Total		30 (100.0%)



● The teaching spaces were well suite...

	Mean	Standard Deviation	Coefficient of Variation	Min	Lower Quartile	Median	Upper Quartile	Max
The teaching spaces were well suited for the course. 1 = Do not agree at all 7 = Agree completely	6.4	1.2	18.6 %	1.0	6.0	7.0	7.0	7.0

As you set a value lower than 4, we ask you to briefly tell us what influenced your assessment and what you think should be done to improve the course.

As you set a value lower than 4, we ask you to briefly tell us what influenced your assessment and what you think should be done to improve the course.

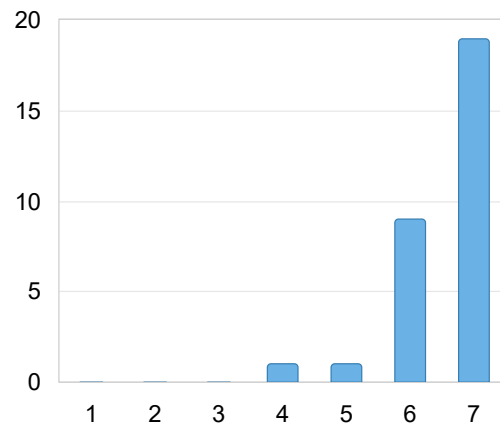
Chairs are uncomfortable and in my classrooms broken. Also there is not enough amount of power outlets that can be easily accessed and used.

I had good access to computers and software needed for the course.

1 = Do not agree at all

7 = Agree completely

I had good access to computers and software needed for the course. 1 = Do not agree at all 7 = Agree completely		Number of responses
1	0 (0.0%)	0 (0.0%)
2	0 (0.0%)	0 (0.0%)
3	0 (0.0%)	0 (0.0%)
4	1 (3.3%)	1 (3.3%)
5	1 (3.3%)	1 (3.3%)
6	9 (30.0%)	9 (30.0%)
7	19 (63.3%)	19 (63.3%)
Total	30 (100.0%)	



● I had good access to computers and...

	Mean	Standard Deviation	Coefficient of Variation	Min	Lower Quartile	Median	Upper Quartile	Max
I had good access to computers and software needed for the course. 1 = Do not agree at all 7 = Agree completely	6.5	0.7	11.2 %	4.0	6.0	7.0	7.0	7.0

As you set a value lower than 4, we ask you to briefly tell us what influenced your assessment and what you think should be done to improve the course.

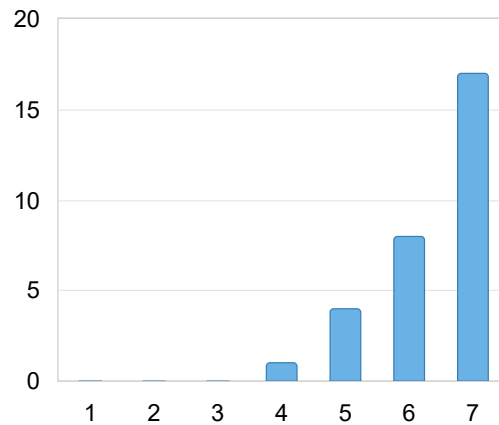
Below are statements about the delivery of the course in relation to the intended learning outcomes. Please review your previous responses before you continue.

The literature and other resources were appropriate in relation to the intended learning outcomes and the delivery of the course.

1 = Do not agree at all

7 = Agree completely

The literature and other resources were appropriate in relation to the intended learning outcomes and the delivery of the course. 1 = Do not agree at all 7 = Agree completely		Number of responses
1		0 (0.0%)
2		0 (0.0%)
3		0 (0.0%)
4		1 (3.3%)
5		4 (13.3%)
6		8 (26.7%)
7		17 (56.7%)
Total		30 (100.0%)



● The literature and other resources w...

	Mean	Standard Deviation	Coefficient of Variation	Min	Lower Quartile	Median	Upper Quartile	Max
The literature and other resources were appropriate in relation to the intended learning outcomes and the delivery of the course. 1 = Do not agree at all 7 = Agree completely	6.4	0.9	13.4 %	4.0	6.0	7.0	7.0	7.0

As you set a value lower than 4, we ask you to briefly tell us what influenced your assessment and what you think should be done to improve the course.

The examination methods used were relevant in relation to the intended learning outcomes.

1 = Do not agree at all

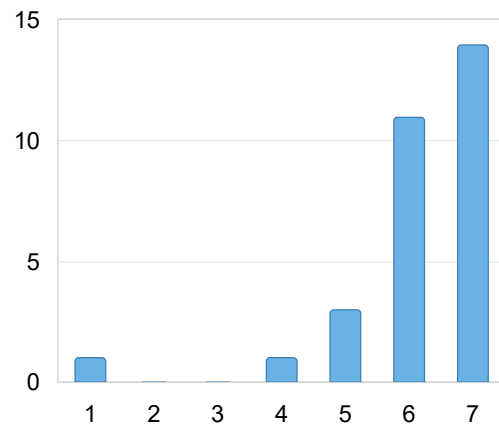
7 = Agree completely

The examination methods used were relevant in relation to the intended learning outcomes.

1 = Do not agree at all

7 = Agree completely

	Number of responses
1	1 (3.3%)
2	0 (0.0%)
3	0 (0.0%)
4	1 (3.3%)
5	3 (10.0%)
6	11 (36.7%)
7	14 (46.7%)
Total	30 (100.0%)



● The examination methods used were...

	Mean	Standard Deviation	Coefficient of Variation	Min	Lower Quartile	Median	Upper Quartile	Max
The examination methods used were relevant in relation to the intended learning outcomes. 1 = Do not agree at all 7 = Agree completely	6.1	1.3	20.4 %	1.0	6.0	6.0	7.0	7.0

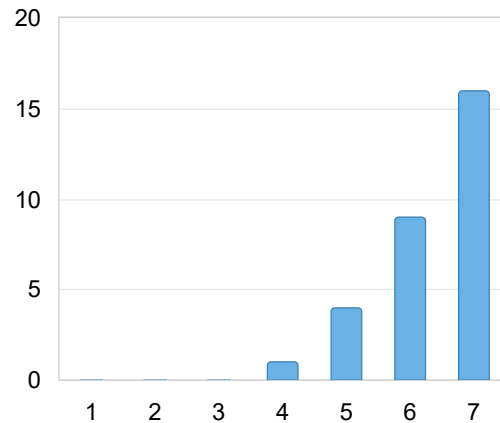
As you set a value lower than 4, we ask you to briefly tell us what influenced your assessment and what you think should be done to improve the course.

As you set a value lower than 4, we ask you to briefly tell us what influenced your assessment and what you think should be done to improve the course.

Report should always be pass or fail. There should be an exam in the end!

My opinion of the course as a whole.
1 = Not at all satisfied
7 = Very satisfied

My opinion of the course as a whole. 1 = Not at all satisfied 7 = Very satisfied	Number of responses
1	0 (0.0%)
2	0 (0.0%)
3	0 (0.0%)
4	1 (3.3%)
5	4 (13.3%)
6	9 (30.0%)
7	16 (53.3%)
Total	30 (100.0%)



● My opinion of the course as a whole....

	Mean	Standard Deviation	Coefficient of Variation	Min	Lower Quartile	Median	Upper Quartile	Max
My opinion of the course as a whole. 1 = Not at all satisfied 7 = Very satisfied	6.3	0.8	13.3 %	4.0	6.0	7.0	7.0	7.0

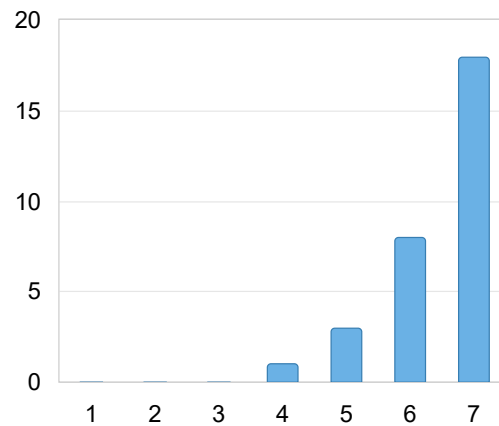
As you set a value lower than 4, we ask you to briefly tell us what influenced your assessment and what you think should be done to improve the course.

I had sufficient prior knowledge to follow the various parts of the course.

1 = Do not agree at all

7 = Agree completely

I had sufficient prior knowledge to follow the various parts of the course. 1 = Do not agree at all 7 = Agree completely	Number of responses
1	0 (0.0%)
2	0 (0.0%)
3	0 (0.0%)
4	1 (3.3%)
5	3 (10.0%)
6	8 (26.7%)
7	18 (60.0%)
Total	30 (100.0%)



● I had sufficient prior knowledge to fo...

	Mean	Standard Deviation	Coefficient of Variation	Min	Lower Quartile	Median	Upper Quartile	Max
I had sufficient prior knowledge to follow the various parts of the course. 1 = Do not agree at all 7 = Agree completely	6.4	0.8	12.7 %	4.0	6.0	7.0	7.0	7.0

As you set a value lower than 4, we ask you to briefly tell us what influenced your assessment and what you think should be done to improve the course.

The following questions allow you to respond in your own words. It is recommended to start with the questions where your answers are towards the ends of the scale and explain why. Be as specific as possible! You can also make other comments that you believe could benefit the course.



What about the course do you think is most valuable to keep as it is?

What about the course do you think is most valuable to keep as it is?



The labs. Learned so much from coding all the algorithms from scratch. Also love the high expectations from Marcus during examinations, really pushed us to do our best.

The way of Maria's energy in lectures

The Structure of the course was really well paced and is good to keep as it is.

The seminars. They required a manageable amount of preparatory work and allowed for good discussion in a "safe" environment, compared to the discussions held during lectures.

I was pleasantly surprised by the course. I was sceptical the course might be very theoretical and boring, but i was wrong.

The lectures were very interactive and sparked very interesting conversations and debates.

The debate evaluation was also very interesting and engaging. The argumentative essay felt like a normal next evaluation step after the debate. And the practical assignment was also an interesting exercise to put in practice some things we talked about in the seminars.

Maria did an excellent job to convey the content to tech nerds like myself :) The debate part of the course was good.

contact with the teachers during lectures, debate, etc

The discussion about the topic , it is good to know opinion of others for a particular topic and learning new things.

Debate, argumentation report and seminars,

The course syllabus or the cariculam was perfect. I enjoy the classes and professor interaction very much. After starting my masters. You are the professor I like very much and the genuine one I see after coming here

I think the lectures was very good. Maria is a very engaged person and I love the energy she has.

I think the seminars was sometimes a bit challenging, but in a good way, so its good to have them.

What about the course do you think is most important to change or improve?

What about the course do you think is most important to change or improve?

The seminars was ok at best. The prep material was often interesting, and the first half where Maria discussed it with us was pretty good, however the final part where we were supposed to like work together in a group to solve a problem in just 20 minutes was useless and boring.

Practical assignment was meh, it didn't feel right for this course. It's like we were forced to code something just for the sake of it, and try to highlight some ethical aspect about it. This course could have done without it, in my honest opinion.

Definitely the way the lectures and workshops are structured. Like the biggest PRO with having live lecture is the teacher being able to clarify misconceptions live. It is also more manageable to get through with someone live. But in worst case scenario, do both? I rather NOT have workshops but have lectures. I understand this takes more time from Florians research. But than, I suggest just don't giving us any lecture material at all, nor quizzes. Its just a hussle to get through. Instead, just give us assignments and assign reading material. There are great videos online, and books. Maybe have one session a week which is like ML help or something. Where students can get help with whatever they are studying.

The practical assignmnet, did not fit in. I would rather write a longer debate, and argumentative report.

The practical assignment. More specifically, the involvment of the lecturer. As it stands, the only time at which the lecturer is involved in the practical assignment is in the very beginning (providing feedback on the project idea). There is a lot of potential changes that can occur between the formulation of a project idea, and the final submission of said project. One or two scheduled "tutoring" sessions would help ensure that the project remains on track and relevant to the course.

I think there were to many exam moment. The debate was fun but I think the argumentative report was unnecessarily.

One aspect I could suggest as an improvement could be the Debates could be alittle more structured on what kind of approach it is going for, a formal or informal debate.

Clearer instructions and details on what was expected for each assignment and seminar would have been helpful. Also clearer instructions on what and how we are graded in the different examined tasks. Report length and content also has to be specified in a clearer way.

Ui (Uploaded Intelligence) might be a good topic to cover

The practical assignment could need some clearer instructions and expectations. Either remove the debate or argumentative report. They felt a little redundant.

I know this is something that depends on the type of audience/people in the class. However at times it felt like interesting discussions had to be sped up to cover the topics programed for the lecture. I would have enjoyed more lectures and spread out the topics across them so we could have more time to talk and debate these topics. As I felt this was the most interesting and fresh part of the course.

The seminar topics were interesting and maybe smaller groups gave more space for more quiet personalities to talk. However the "activities" in these seminar felt a bit out of place, they felt a bit forced and it felt like we were just waiting for time to pass so we could be done with it.



Other comments

Other comments

Maria is the best course coordinator that I have ever seen from beginning because interacting with students and getting their opinions and agreeing with their points and introducing new concepts about ethics of AI is great.

I liked the course

The course had quite more tasks. It can be reduced or moved to other course like machine learning or deep learning or something like that.

I think back on the last lecture, where you asked "What did you learn in this course?". I didn't have a good answer at the time, which was why I didn't raise my hand, but I did have some thoughts cooking deep in my nerdy brain, and now I think I finally have an answer: What I learned is that the topic of ethics in AI is NOT some useless, boring, trash subject that no one really cares about and has no place in a computer science program. Rather, ethics in AI is comprised of various concepts that truly are important and that needs to be taken into consideration when not only developing AI solutions, but also when utilizing these AI systems as and end user.

After taking this course, I am happy that I did. This course could have been absolute dog shit, but the work that Maria did to make it interesting and understandable cannot be understated. I'm thankful that it was you that held the course and not someone else! :)

So much material to go through

Thank you for teaching how to think about Ethical way

Null.

Our teacher was really amazing. Her lectures where so much interactive. She encouraged and supported every students very much. I gained a lot of knowledge from her. I liked her way of teaching very much.