



VT2024-TAIR22_T4143_Ethics of Artificial Intelligence

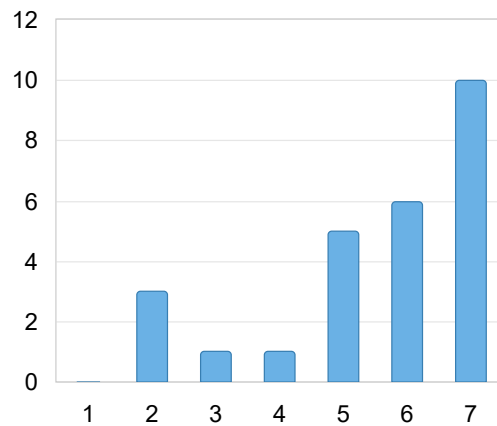
Respondents: 68
Answer Count: 26
Answer Frequency: 38.24%

Before the start of the course, I had high expectations.

1 = Do not agree at all

7 = Agree completely

Before the start of the course, I had high expectations. 1 = Do not agree at all 7 = Agree completely	Number of responses
1	0 (0.0%)
2	3 (11.5%)
3	1 (3.8%)
4	1 (3.8%)
5	5 (19.2%)
6	6 (23.1%)
7	10 (38.5%)
Total	26 (100.0%)

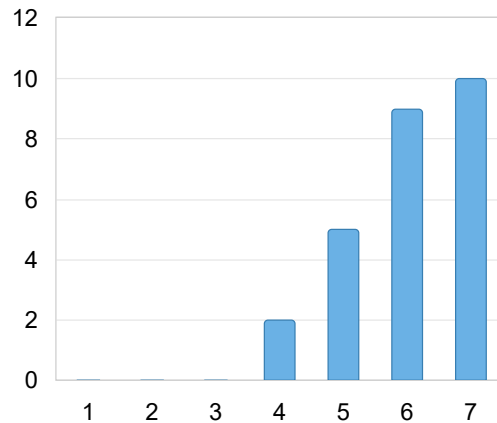


● Before the start of the course, I had ...

	Mean	Standard Deviation	Coefficient of Variation	Min	Lower Quartile	Median	Upper Quartile	Max
Before the start of the course, I had high expectations. 1 = Do not agree at all 7 = Agree completely	5.5	1.7	30.3 %	2.0	5.0	6.0	7.0	7.0

The intended learning outcomes ([Syllabus](#)) were clear.
1 = Do not agree at all
7 = Agree completely

The intended learning outcomes (Syllabus) were clear. 1 = Do not agree at all 7 = Agree completely	Number of responses
1	0 (0.0%)
2	0 (0.0%)
3	0 (0.0%)
4	2 (7.7%)
5	5 (19.2%)
6	9 (34.6%)
7	10 (38.5%)
Total	26 (100.0%)



● The intended learning outcomes (Syl...

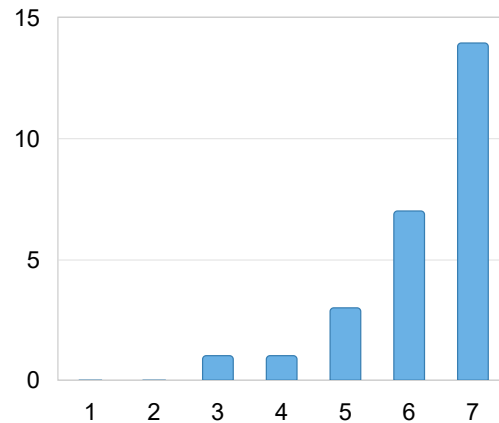
	Mean	Standard Deviation	Coefficient of Variation	Min	Lower Quartile	Median	Upper Quartile	Max
The intended learning outcomes (Syllabus) were clear. 1 = Do not agree at all 7 = Agree completely	6.0	1.0	15.9 %	4.0	5.5	6.0	7.0	7.0

The course was well organised and structured.

1 = Do not agree at all

7 = Agree completely

The course was well organised and structured. 1 = Do not agree at all 7 = Agree completely		Number of responses
1		0 (0.0%)
2		0 (0.0%)
3		1 (3.8%)
4		1 (3.8%)
5		3 (11.5%)
6		7 (26.9%)
7		14 (53.8%)
Total		26 (100.0%)



● The course was well organised and ...

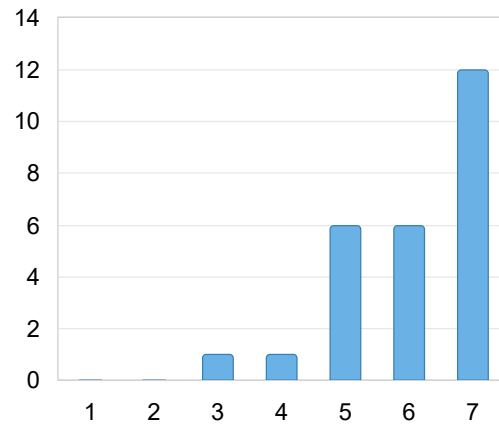
	Mean	Standard Deviation	Coefficient of Variation	Min	Lower Quartile	Median	Upper Quartile	Max
The course was well organised and structured. 1 = Do not agree at all 7 = Agree completely	6.2	1.1	17.2 %	3.0	6.0	7.0	7.0	7.0

All information I needed to follow and fulfil the course requirements was available in the study guide.

1 = Do not agree at all

7 = Agree completely

All information I needed to follow and fulfil the course requirements was available in the study guide. 1 = Do not agree at all 7 = Agree completely	Number of responses
1	0 (0.0%)
2	0 (0.0%)
3	1 (3.8%)
4	1 (3.8%)
5	6 (23.1%)
6	6 (23.1%)
7	12 (46.2%)
Total	26 (100.0%)



● All information I needed to follow an...

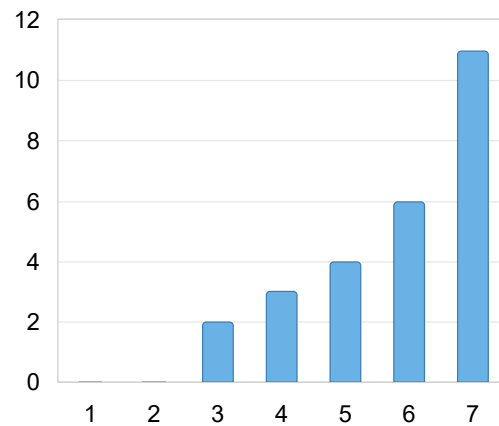
	Mean	Standard Deviation	Coefficient of Variation	Min	Lower Quartile	Median	Upper Quartile	Max
All information I needed to follow and fulfil the course requirements was available in the study guide. 1 = Do not agree at all 7 = Agree completely	6.0	1.1	18.4 %	3.0	5.0	6.0	7.0	7.0

It was clear from the start what I needed to do to achieve a certain grade.

1 = Do not agree at all

7 = Agree completely

	Number of responses
1	0 (0.0%)
2	0 (0.0%)
3	2 (7.7%)
4	3 (11.5%)
5	4 (15.4%)
6	6 (23.1%)
7	11 (42.3%)
Total	26 (100.0%)



● It was clear from the start what I needed to do to achieve a certain grade.

	Mean	Standard Deviation	Coefficient of Variation	Min	Lower Quartile	Median	Upper Quartile	Max
It was clear from the start what I needed to do to achieve a certain grade. 1 = Do not agree at all 7 = Agree completely	5.8	1.3	22.9 %	3.0	5.0	6.0	7.0	7.0

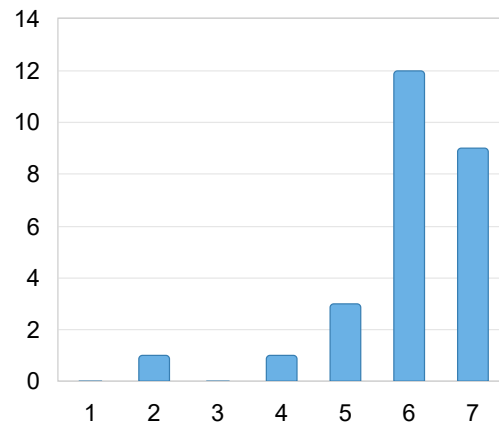
The time that I spent on the course (timetabled hours and independent study) corresponds to the number of credits that the course is worth. Please feel free to comment.

1 = Do not agree at all

7 = Agree completely

The time that I spent on the course (timetabled hours and independent study) corresponds to the number of credits that the course is worth. Please feel free to comment.
1 = Do not agree at all
7 = Agree completely

	Number of responses
1	0 (0.0%)
2	1 (3.8%)
3	0 (0.0%)
4	1 (3.8%)
5	3 (11.5%)
6	12 (46.2%)
7	9 (34.6%)
Total	26 (100.0%)



● The time that I spent on the course (t...

	Mean	Standard Deviation	Coefficient of Variation	Min	Lower Quartile	Median	Upper Quartile	Max
The time that I spent on the course (timetabled hours and independent study) corresponds to the number of credits that the course is worth. Please feel free to comment. 1 = Do not agree at all 7 = Agree completely	6.0	1.1	18.9 %	2.0	6.0	6.0	7.0	7.0

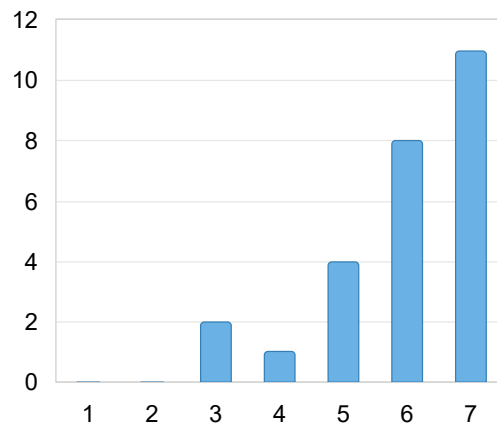
yes

The combination of learning activities (for example lectures, exercises, seminars, projects, laboratory sessions and independent study) encouraged me to do my absolute best. Please feel free to comment.

1 = Do not agree at all

7 = Agree completely

	Number of responses
1	0 (0.0%)
2	0 (0.0%)
3	2 (7.7%)
4	1 (3.8%)
5	4 (15.4%)
6	8 (30.8%)
7	11 (42.3%)
Total	26 (100.0%)



● The combination of learning activitie...

	Mean	Standard Deviation	Coefficient of Variation	Min	Lower Quartile	Median	Upper Quartile	Max
The combination of learning activities (for example lectures, exercises, seminars, projects, laboratory sessions and independent study) encouraged me to do my absolute best. Please feel free to comment. 1 = Do not agree at all 7 = Agree completely	6.0	1.2	20.4 %	3.0	5.5	6.0	7.0	7.0

It was very exciting.

The course challenged me to explore ideas and concepts in depth.

1 = Do not agree at all

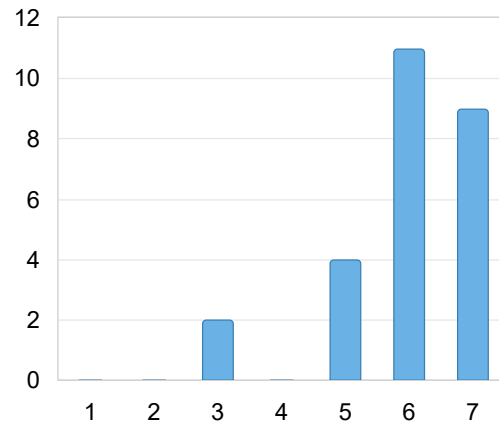
7 = Agree completely

The course challenged me to explore ideas and concepts in depth.

1 = Do not agree at all

7 = Agree completely

	Number of responses
1	0 (0.0%)
2	0 (0.0%)
3	2 (7.7%)
4	0 (0.0%)
5	4 (15.4%)
6	11 (42.3%)
7	9 (34.6%)
Total	26 (100.0%)



● The course challenged me to explor...

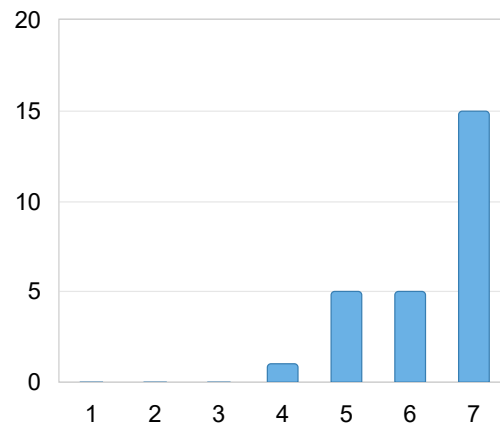
	Mean	Standard Deviation	Coefficient of Variation	Min	Lower Quartile	Median	Upper Quartile	Max
The course challenged me to explore ideas and concepts in depth. 1 = Do not agree at all 7 = Agree completely	6.0	1.1	18.7 %	3.0	6.0	6.0	7.0	7.0

The collaboration between the students participating in the course worked well.

1 = Do not agree at all

7 = Agree completely

The collaboration between the students participating in the course worked well. 1 = Do not agree at all 7 = Agree completely	
	Number of responses
1	0 (0.0%)
2	0 (0.0%)
3	0 (0.0%)
4	1 (3.8%)
5	5 (19.2%)
6	5 (19.2%)
7	15 (57.7%)
Total	26 (100.0%)



● The collaboration between the stude...

	Mean	Standard Deviation	Coefficient of Variation	Min	Lower Quartile	Median	Upper Quartile	Max
The collaboration between the students participating in the course worked well. 1 = Do not agree at all 7 = Agree completely	6.3	0.9	14.7 %	4.0	6.0	7.0	7.0	7.0

The teachers involved in the course managed to make the subject content understandable.

1 = Do not agree at all

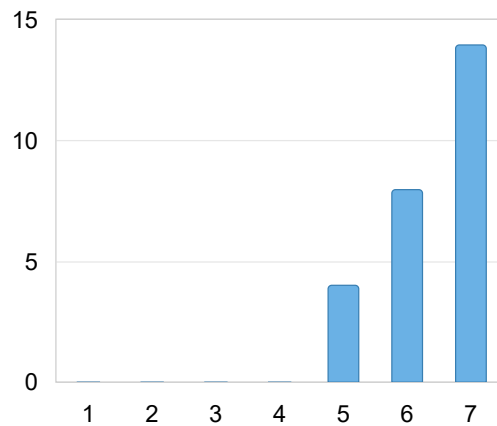
7 = Agree completely

The teachers involved in the course managed to make the subject content understandable.

1 = Do not agree at all

7 = Agree completely

	Number of responses
1	0 (0.0%)
2	0 (0.0%)
3	0 (0.0%)
4	0 (0.0%)
5	4 (15.4%)
6	8 (30.8%)
7	14 (53.8%)
Total	26 (100.0%)



● The teachers involved in the course ...

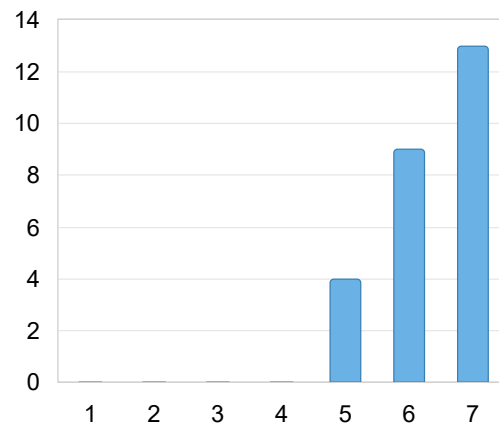
	Mean	Standard Deviation	Coefficient of Variation	Min	Lower Quartile	Median	Upper Quartile	Max
The teachers involved in the course managed to make the subject content understandable. 1 = Do not agree at all 7 = Agree completely	6.4	0.8	11.8 %	5.0	6.0	7.0	7.0	7.0

I was able to get in contact with the teachers of the course when needed.

1 = Do not agree at all

7 = Agree completely

I was able to get in contact with the teachers of the course when needed. 1 = Do not agree at all 7 = Agree completely	Number of responses
1	0 (0.0%)
2	0 (0.0%)
3	0 (0.0%)
4	0 (0.0%)
5	4 (15.4%)
6	9 (34.6%)
7	13 (50.0%)
Total	26 (100.0%)



● I was able to get in contact with the t...

	Mean	Standard Deviation	Coefficient of Variation	Min	Lower Quartile	Median	Upper Quartile	Max
I was able to get in contact with the teachers of the course when needed. 1 = Do not agree at all 7 = Agree completely	6.3	0.7	11.7 %	5.0	6.0	6.5	7.0	7.0

During the course, I received feedback (for example from teachers, students and learning activities) that contributed to my learning.

1 = Do not agree at all

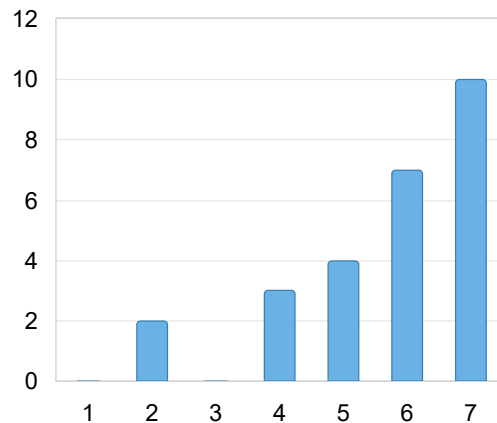
7 = Agree completely

During the course, I received feedback (for example from teachers, students and learning activities) that contributed to my learning.

1 = Do not agree at all

7 = Agree completely

	Number of responses
1	0 (0.0%)
2	2 (7.7%)
3	0 (0.0%)
4	3 (11.5%)
5	4 (15.4%)
6	7 (26.9%)
7	10 (38.5%)
Total	26 (100.0%)



● During the course, I received feedba...

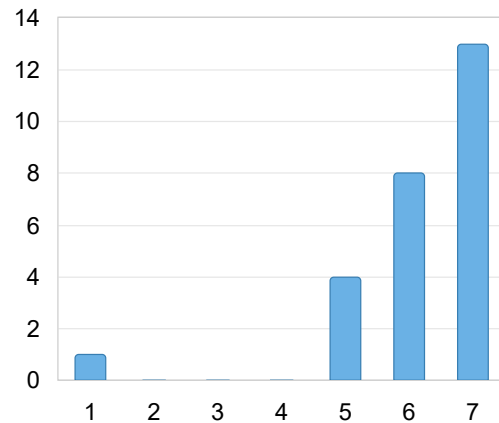
	Mean	Standard Deviation	Coefficient of Variation	Min	Lower Quartile	Median	Upper Quartile	Max
During the course, I received feedback (for example from teachers, students and learning activities) that contributed to my learning. 1 = Do not agree at all 7 = Agree completely	5.7	1.5	26.2 %	2.0	5.0	6.0	7.0	7.0

The course content was interesting and relevant to my studies.
1 = Do not agree at all
7 = Agree completely

The course content was interesting and relevant to my studies.

1 = Do not agree at all
7 = Agree completely

	Number of responses
1	1 (3.8%)
2	0 (0.0%)
3	0 (0.0%)
4	0 (0.0%)
5	4 (15.4%)
6	8 (30.8%)
7	13 (50.0%)
Total	26 (100.0%)



● The course content was interesting ...

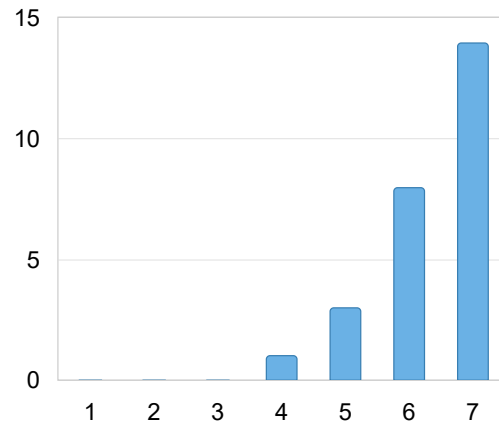
	Mean	Standard Deviation	Coefficient of Variation	Min	Lower Quartile	Median	Upper Quartile	Max
The course content was interesting and relevant to my studies. 1 = Do not agree at all 7 = Agree completely	6.2	1.3	20.9 %	1.0	6.0	6.5	7.0	7.0

The teaching spaces were well suited for the course.

1 = Do not agree at all

7 = Agree completely

The teaching spaces were well suited for the course. 1 = Do not agree at all 7 = Agree completely		Number of responses
1	0 (0.0%)	0 (0.0%)
2	0 (0.0%)	0 (0.0%)
3	0 (0.0%)	0 (0.0%)
4	1 (3.8%)	1 (3.8%)
5	3 (11.5%)	3 (11.5%)
6	8 (30.8%)	8 (30.8%)
7	14 (53.8%)	14 (53.8%)
Total	26 (100.0%)	



● The teaching spaces were well suite...

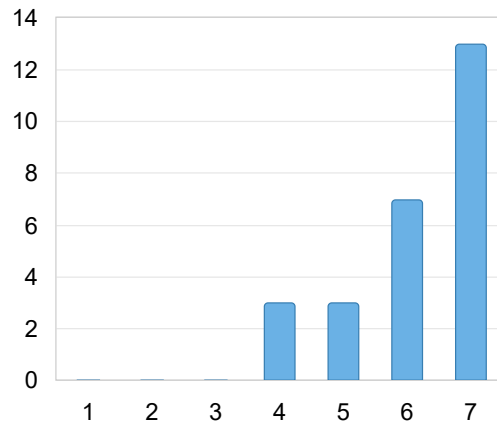
	Mean	Standard Deviation	Coefficient of Variation	Min	Lower Quartile	Median	Upper Quartile	Max
The teaching spaces were well suited for the course. 1 = Do not agree at all 7 = Agree completely	6.3	0.8	13.3 %	4.0	6.0	7.0	7.0	7.0

I had good access to computers and software needed for the course.

1 = Do not agree at all

7 = Agree completely

I had good access to computers and software needed for the course. 1 = Do not agree at all 7 = Agree completely		Number of responses
1		0 (0.0%)
2		0 (0.0%)
3		0 (0.0%)
4		3 (11.5%)
5		3 (11.5%)
6		7 (26.9%)
7		13 (50.0%)
Total		26 (100.0%)



● I had good access to computers and...

	Mean	Standard Deviation	Coefficient of Variation	Min	Lower Quartile	Median	Upper Quartile	Max
I had good access to computers and software needed for the course. 1 = Do not agree at all 7 = Agree completely	6.2	1.0	17.0 %	4.0	6.0	6.5	7.0	7.0

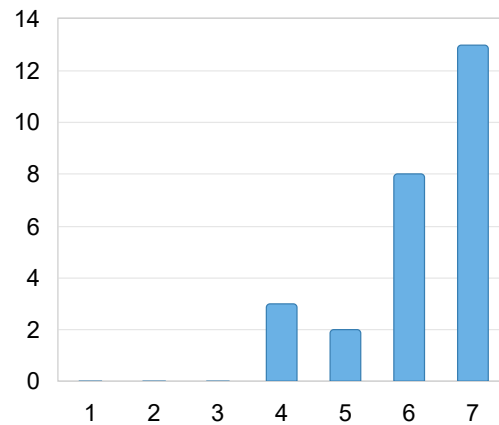
Below are statements about the delivery of the course in relation to the intended learning outcomes. Please review your previous responses before you continue.

The literature and other resources were appropriate in relation to the intended learning outcomes and the delivery of the course.

1 = Do not agree at all

7 = Agree completely

The literature and other resources were appropriate in relation to the intended learning outcomes and the delivery of the course. 1 = Do not agree at all 7 = Agree completely		Number of responses
1		0 (0.0%)
2		0 (0.0%)
3		0 (0.0%)
4		3 (11.5%)
5		2 (7.7%)
6		8 (30.8%)
7		13 (50.0%)
Total		26 (100.0%)



● The literature and other resources w...

	Mean	Standard Deviation	Coefficient of Variation	Min	Lower Quartile	Median	Upper Quartile	Max
The literature and other resources were appropriate in relation to the intended learning outcomes and the delivery of the course. 1 = Do not agree at all 7 = Agree completely	6.2	1.0	16.5 %	4.0	6.0	6.5	7.0	7.0

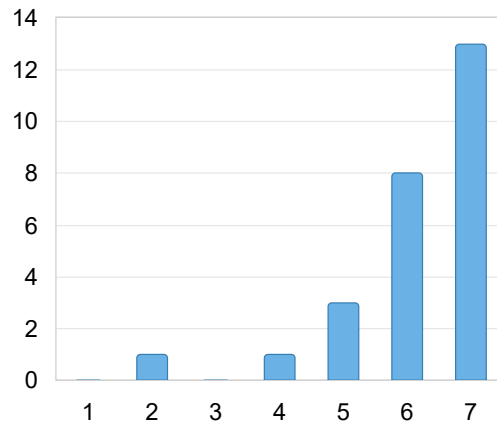
The examination methods used were relevant in relation to the intended learning outcomes.

1 = Do not agree at all

7 = Agree completely

The examination methods used were relevant in relation to the intended learning outcomes.
1 = Do not agree at all
7 = Agree completely

	Number of responses
1	0 (0.0%)
2	1 (3.8%)
3	0 (0.0%)
4	1 (3.8%)
5	3 (11.5%)
6	8 (30.8%)
7	13 (50.0%)
Total	26 (100.0%)

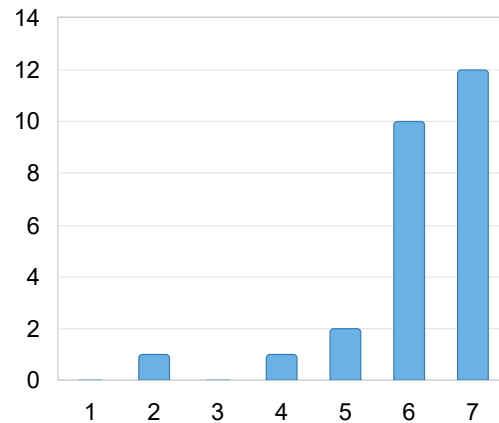


● The examination methods used were...

	Mean	Standard Deviation	Coefficient of Variation	Min	Lower Quartile	Median	Upper Quartile	Max
The examination methods used were relevant in relation to the intended learning outcomes. 1 = Do not agree at all 7 = Agree completely	6.2	1.2	19.3 %	2.0	6.0	6.5	7.0	7.0

My opinion of the course as a whole.
1 = Not at all satisfied
7 = Very satisfied

My opinion of the course as a whole. 1 = Not at all satisfied 7 = Very satisfied	Number of responses
1	0 (0.0%)
2	1 (3.8%)
3	0 (0.0%)
4	1 (3.8%)
5	2 (7.7%)
6	10 (38.5%)
7	12 (46.2%)
Total	26 (100.0%)



● My opinion of the course as a whole....

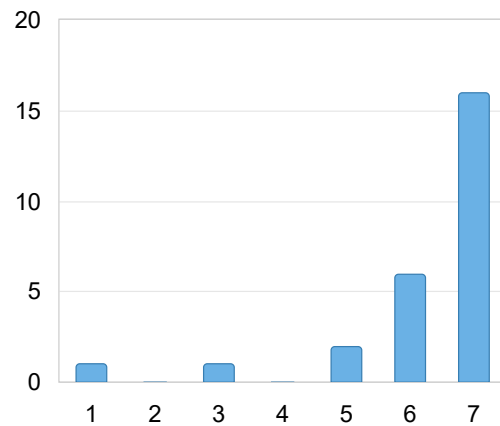
	Mean	Standard Deviation	Coefficient of Variation	Min	Lower Quartile	Median	Upper Quartile	Max
My opinion of the course as a whole. 1 = Not at all satisfied 7 = Very satisfied	6.2	1.2	18.8 %	2.0	6.0	6.0	7.0	7.0

I had sufficient prior knowledge to follow the various parts of the course.

1 = Do not agree at all

7 = Agree completely

I had sufficient prior knowledge to follow the various parts of the course. 1 = Do not agree at all 7 = Agree completely	Number of responses
1	1 (3.8%)
2	0 (0.0%)
3	1 (3.8%)
4	0 (0.0%)
5	2 (7.7%)
6	6 (23.1%)
7	16 (61.5%)
Total	26 (100.0%)



● I had sufficient prior knowledge to fo...

	Mean	Standard Deviation	Coefficient of Variation	Min	Lower Quartile	Median	Upper Quartile	Max
I had sufficient prior knowledge to follow the various parts of the course. 1 = Do not agree at all 7 = Agree completely	6.2	1.4	22.8 %	1.0	6.0	7.0	7.0	7.0

The following questions allow you to respond in your own words. It is recommended to start with the questions where your answers are towards the ends of the scale and explain why. Be as specific as possible! You can also make other comments that you believe could benefit the course.



What about the course do you think is most valuable to keep as it is?

What about the course do you think is most valuable to keep as it is?

Seminars

The lectures, they are interesting.

The discussion in the class during lectures was the best part for me. I really enjoyed participating, hearing different opinions, and trying to reconcile difficult moral questions with my belief system and make it all make sense. The only issue for me is that there wasn't enough of this. Many lectures covered material that in my opinion should be split into two or three lectures, with lots of nuance on each part of the topic. I think this part of the course should grow at the cost of other activities that are not so fitting for an ethics course.

Debate & Essay

Debate, and i think its better to have two debates instead, because someone can make better plan and better performance at the second.

Maria does her best to make this boring lesson fun. thank you maria

All seminars

seminar

I liked the lectures (especially seminars) and the debate a lot. I think a lot of time from the teachers was invested in preparing the lectures and I think it was worth it. I learned a lot.

What about the course do you think is most important to change or improve?

What about the course do you think is most important to change or improve?

Project

I feel like some of the activities, while interesting, took away from the essence of an ethics, essentially philosophy, class. A practical assignment seems unnecessary and irrelevant to me in this class. I would have rather spent that time discussing the lecture themes more thoroughly, or on an approach closer to how philosophy is often taught - with some theory of moral systems, or looking at past work and views of philosophers on the ethics of AI.

Video submission for the practical assignment was a bad idea. To make a good video, it requires skills that fall outside of what we are doing. If the goal was to make a a page to easily show the projects of other students then the video could only include demonstration and make the report available as a side if there is a need to share the method with the rest of the class.

Also, when doing the practical assignment, during the whole project I felt that my project was falling outside of the requirements because they where broad. It would've been good to ask for a small project description (30-60s elevator pitch in text format) just to confirm that what we would work on is enough (or too much) for the course.

This would keep the openness of the project while also securing project ideas for students who didn't felt strongly about their project ideas.

the argumetative report should be 1 for the whole topic and group.

eveything is fine

I think this course is really well implemented and well designed. No major changes to do

Nothing

I am not so sure about the practical assignment. It felt a little unnecessary. Nevertheless, I enjoyed working on the assignment but I just felt that a course like this can have something a little different. I wish I had tips for something else but unfortunately I don't have any.

Other comments

Other comments

It was good with lots of good seminars and project

The teacher, Helena is really great !

I love the Maria's teaching. So interactive and focused.

I was a little suspicious that a course like this would be boring due to the topic of ethics but thanks to the teachers it was probably the best course I had so far.