



## HT2023-TSFS22\_T3369\_State-of-the-Art in AI Research

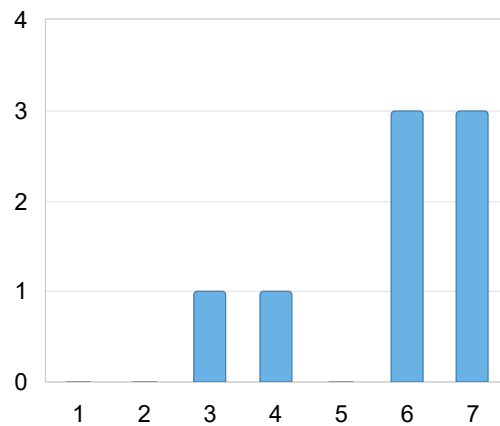
Respondents: 17  
Answer Count: 8  
Answer Frequency: 47.06%

**Before the start of the course, I had high expectations.**

**1 = Do not agree at all**

**7 = Agree completely**

Before the start of the course, I had high expectations. 1 = Do not agree at all 7 = Agree completely	Number of responses
1	0 (0.0%)
2	0 (0.0%)
3	1 (12.5%)
4	1 (12.5%)
5	0 (0.0%)
6	3 (37.5%)
7	3 (37.5%)
<b>Total</b>	<b>8 (100.0%)</b>



● Before the start of the course, I had ...

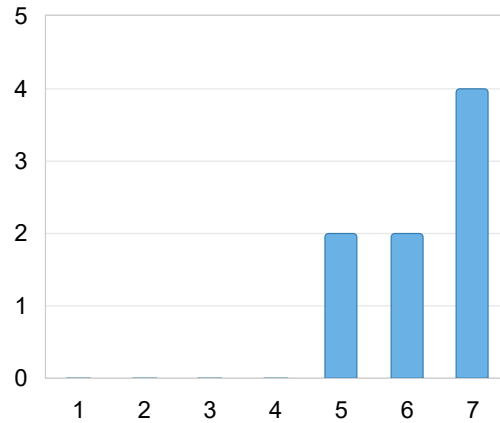
	Mean	Standard Deviation	Coefficient of Variation	Min	Lower Quartile	Median	Upper Quartile	Max
Before the start of the course, I had high expectations. 1 = Do not agree at all 7 = Agree completely	5.8	1.5	25.9 %	3.0	5.0	6.0	7.0	7.0



The intended learning outcomes (Syllabus) were clear.  
1 = Do not agree at all  
7 = Agree completely

The intended learning outcomes (Syllabus) were clear.  
1 = Do not agree at all  
7 = Agree completely

	Number of responses
1	0 (0.0%)
2	0 (0.0%)
3	0 (0.0%)
4	0 (0.0%)
5	2 (25.0%)
6	2 (25.0%)
7	4 (50.0%)
<b>Total</b>	<b>8 (100.0%)</b>



● The intended learning outcomes (Syl...

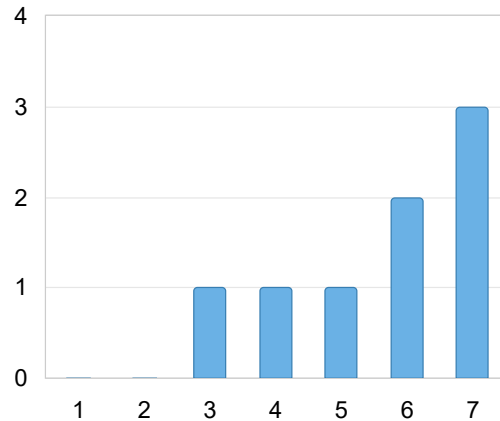
	Mean	Standard Deviation	Coefficient of Variation	Min	Lower Quartile	Median	Upper Quartile	Max
The intended learning outcomes ( <u>Syllabus</u> ) were clear. 1 = Do not agree at all 7 = Agree completely	6.2	0.9	14.2 %	5.0	5.5	6.5	7.0	7.0

## The course was well organised and structured.

1 = Do not agree at all

7 = Agree completely

The course was well organised and structured. 1 = Do not agree at all 7 = Agree completely		Number of responses
1	0 (0.0%)	0 (0.0%)
2	0 (0.0%)	0 (0.0%)
3	1 (12.5%)	1 (12.5%)
4	1 (12.5%)	1 (12.5%)
5	1 (12.5%)	1 (12.5%)
6	2 (25.0%)	2 (25.0%)
7	3 (37.5%)	3 (37.5%)
<b>Total</b>	<b>8 (100.0%)</b>	<b>8 (100.0%)</b>



● The course was well organised and ...

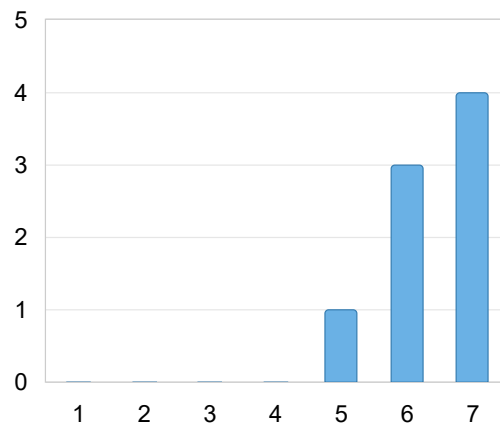
	Mean	Standard Deviation	Coefficient of Variation	Min	Lower Quartile	Median	Upper Quartile	Max
The course was well organised and structured. 1 = Do not agree at all 7 = Agree completely	5.6	1.5	26.8 %	3.0	4.5	6.0	7.0	7.0

## All information I needed to follow and fulfil the course requirements was available in the study guide.

1 = Do not agree at all

7 = Agree completely

All information I needed to follow and fulfil the course requirements was available in the study guide. 1 = Do not agree at all 7 = Agree completely	Number of responses
1	0 (0.0%)
2	0 (0.0%)
3	0 (0.0%)
4	0 (0.0%)
5	1 (12.5%)
6	3 (37.5%)
7	4 (50.0%)
<b>Total</b>	<b>8 (100.0%)</b>



● All information I needed to follow an...

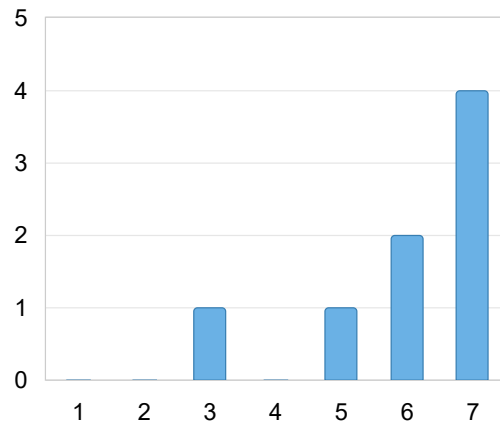
	Mean	Standard Deviation	Coefficient of Variation	Min	Lower Quartile	Median	Upper Quartile	Max
All information I needed to follow and fulfil the course requirements was available in the study guide. 1 = Do not agree at all 7 = Agree completely	6.4	0.7	11.7 %	5.0	6.0	6.5	7.0	7.0

**It was clear from the start what I needed to do to achieve a certain grade.**

**1 = Do not agree at all**

**7 = Agree completely**

It was clear from the start what I needed to do to achieve a certain grade. 1 = Do not agree at all 7 = Agree completely		Number of responses
1		0 (0.0%)
2		0 (0.0%)
3		1 (12.5%)
4		0 (0.0%)
5		1 (12.5%)
6		2 (25.0%)
7		4 (50.0%)
<b>Total</b>		<b>8 (100.0%)</b>



● It was clear from the start what I needed to do to achieve a certain grade.

	Mean	Standard Deviation	Coefficient of Variation	Min	Lower Quartile	Median	Upper Quartile	Max
It was clear from the start what I needed to do to achieve a certain grade. 1 = Do not agree at all 7 = Agree completely	6.0	1.4	23.6 %	3.0	5.5	6.5	7.0	7.0

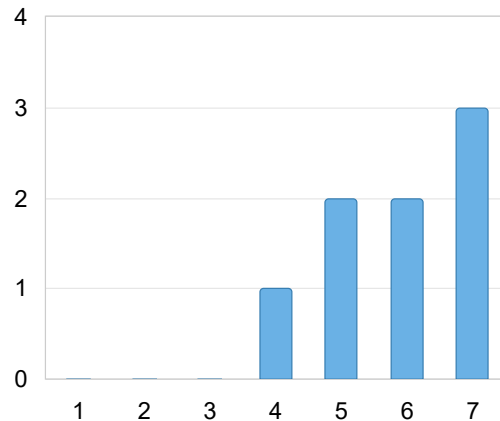
The time that I spent on the course (timetabled hours and independent study) corresponds to the number of credits that the course is worth. Please feel free to comment.

1 = Do not agree at all

7 = Agree completely

The time that I spent on the course (timetabled hours and independent study) corresponds to the number of credits that the course is worth. Please feel free to comment.  
1 = Do not agree at all  
7 = Agree completely

	Number of responses
1	0 (0.0%)
2	0 (0.0%)
3	0 (0.0%)
4	1 (12.5%)
5	2 (25.0%)
6	2 (25.0%)
7	3 (37.5%)
<b>Total</b>	<b>8 (100.0%)</b>



● The time that I spent on the course (t...

	Mean	Standard Deviation	Coefficient of Variation	Min	Lower Quartile	Median	Upper Quartile	Max
The time that I spent on the course (timetabled hours and independent study) corresponds to the number of credits that the course is worth. Please feel free to comment. 1 = Do not agree at all 7 = Agree completely	5.9	1.1	19.2 %	4.0	5.0	6.0	7.0	7.0

The amount of reading for the lecture/seminar was good, but sometimes the assignments tied to the seminar were too complex. So the time spent on assignments given the semi-mandatory time spent on reading-lecture-seminar was a little high.

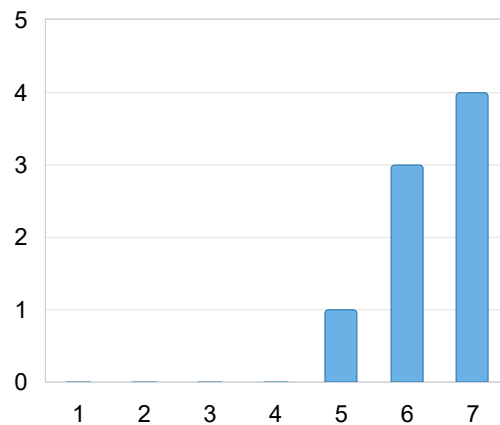
With the exception of the ant optimization assignment, everything felt at least somewhat fitting in terms of time. Im a slow reader I spent a significant amount of time reading the articles that were necessary for the seminars and classes

The combination of learning activities (for example lectures, exercises, seminars, projects, laboratory sessions and independent study) encouraged me to do my absolute best. Please feel free to comment.

1 = Do not agree at all

7 = Agree completely

The combination of learning activities (for example lectures, exercises, seminars, projects, laboratory sessions and independent study) encouraged me to do my absolute best. Please feel free to comment. 1 = Do not agree at all 7 = Agree completely	Number of responses
1	0 (0.0%)
2	0 (0.0%)
3	0 (0.0%)
4	0 (0.0%)
5	1 (12.5%)
6	3 (37.5%)
7	4 (50.0%)
<b>Total</b>	<b>8 (100.0%)</b>



● The combination of learning activitie...

	Mean	Standard Deviation	Coefficient of Variation	Min	Lower Quartile	Median	Upper Quartile	Max
The combination of learning activities (for example lectures, exercises, seminars, projects, laboratory sessions and independent study) encouraged me to do my absolute best. Please feel free to comment. 1 = Do not agree at all 7 = Agree completely	6.4	0.7	11.7 %	5.0	6.0	6.5	7.0	7.0

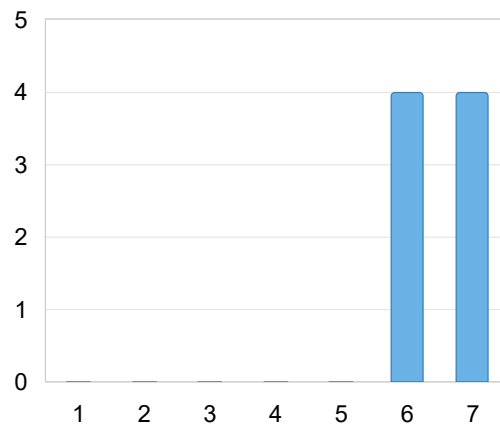
The entire setup was perfect, everything felt connected within their reading-lecture-seminar-assignment setup. The amount of topics that were presented within the lectures was great, it gave the opportunity to learn about fields that I had limited interactions with.

## The course challenged me to explore ideas and concepts in depth.

**1 = Do not agree at all**

**7 = Agree completely**

	Number of responses
1	0 (0.0%)
2	0 (0.0%)
3	0 (0.0%)
4	0 (0.0%)
5	0 (0.0%)
6	4 (50.0%)
7	4 (50.0%)
<b>Total</b>	<b>8 (100.0%)</b>



● The course challenged me to explor...

	Mean	Standard Deviation	Coefficient of Variation	Min	Lower Quartile	Median	Upper Quartile	Max
The course challenged me to explore ideas and concepts in depth. 1 = Do not agree at all 7 = Agree completely	6.5	0.5	8.2 %	6.0	6.0	6.5	7.0	7.0

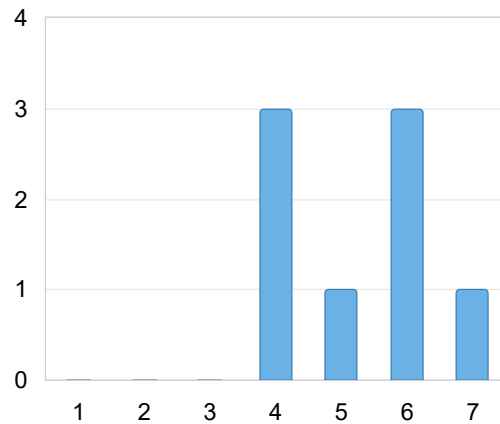


## The collaboration between the students participating in the course worked well.

1 = Do not agree at all

7 = Agree completely

The collaboration between the students participating in the course worked well. 1 = Do not agree at all 7 = Agree completely	
	Number of responses
1	0 (0.0%)
2	0 (0.0%)
3	0 (0.0%)
4	3 (37.5%)
5	1 (12.5%)
6	3 (37.5%)
7	1 (12.5%)
<b>Total</b>	<b>8 (100.0%)</b>



● The collaboration between the stude...

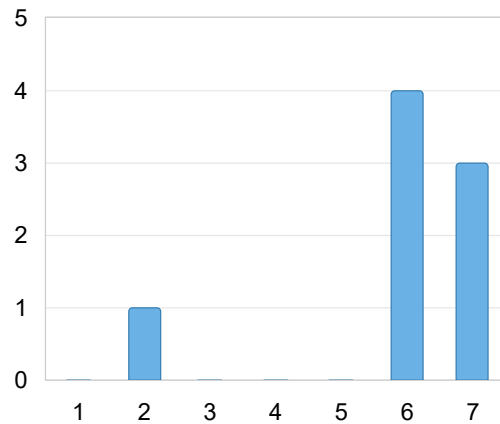
	Mean	Standard Deviation	Coefficient of Variation	Min	Lower Quartile	Median	Upper Quartile	Max
The collaboration between the students participating in the course worked well. 1 = Do not agree at all 7 = Agree completely	5.2	1.2	22.2 %	4.0	4.0	5.5	6.0	7.0

The teachers involved in the course managed to make the subject content understandable.

1 = Do not agree at all

7 = Agree completely

The teachers involved in the course managed to make the subject content understandable. 1 = Do not agree at all 7 = Agree completely		Number of responses
1		0 (0.0%)
2		1 (12.5%)
3		0 (0.0%)
4		0 (0.0%)
5		0 (0.0%)
6		4 (50.0%)
7		3 (37.5%)
<b>Total</b>		<b>8 (100.0%)</b>



● The teachers involved in the course ...

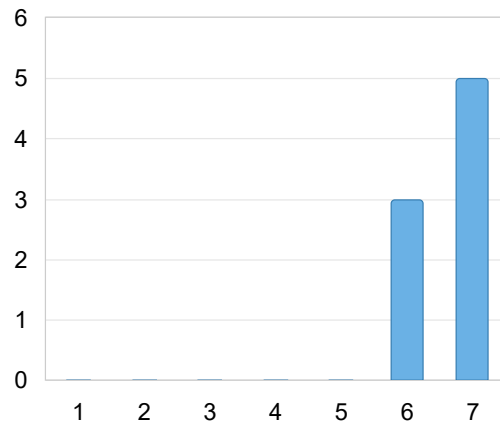
	Mean	Standard Deviation	Coefficient of Variation	Min	Lower Quartile	Median	Upper Quartile	Max
The teachers involved in the course managed to make the subject content understandable. 1 = Do not agree at all 7 = Agree completely	5.9	1.6	28.0 %	2.0	6.0	6.0	7.0	7.0

I was able to get in contact with the teachers of the course when needed.

1 = Do not agree at all

7 = Agree completely

I was able to get in contact with the teachers of the course when needed. 1 = Do not agree at all 7 = Agree completely	Number of responses
1	0 (0.0%)
2	0 (0.0%)
3	0 (0.0%)
4	0 (0.0%)
5	0 (0.0%)
6	3 (37.5%)
7	5 (62.5%)
<b>Total</b>	<b>8 (100.0%)</b>



● I was able to get in contact with the t...

	Mean	Standard Deviation	Coefficient of Variation	Min	Lower Quartile	Median	Upper Quartile	Max
I was able to get in contact with the teachers of the course when needed. 1 = Do not agree at all 7 = Agree completely	6.6	0.5	7.8 %	6.0	6.0	7.0	7.0	7.0



**During the course, I received feedback (for example from teachers, students and learning activities ) that contributed to my learning.**

**1 = Do not agree at all**

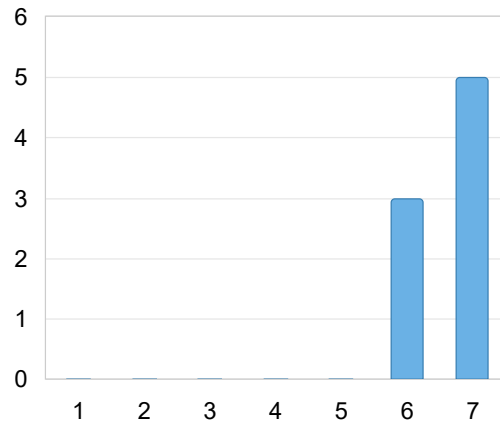
**7 = Agree completely**

During the course, I received feedback (for example from teachers, students and learning activities ) that contributed to my learning.

1 = Do not agree at all

7 = Agree completely

	Number of responses
1	0 (0.0%)
2	0 (0.0%)
3	0 (0.0%)
4	0 (0.0%)
5	0 (0.0%)
6	3 (37.5%)
7	5 (62.5%)
<b>Total</b>	<b>8 (100.0%)</b>

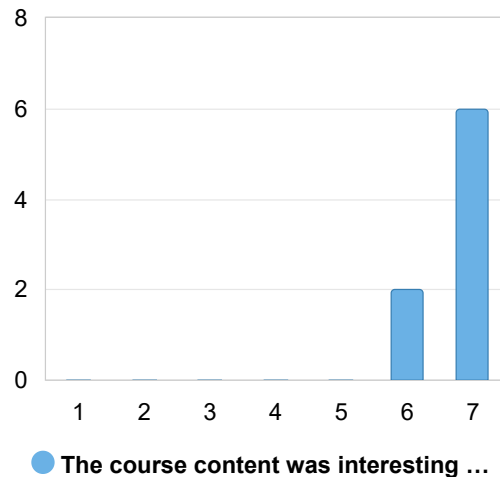


● During the course, I received feedba...

	Mean	Standard Deviation	Coefficient of Variation	Min	Lower Quartile	Median	Upper Quartile	Max
During the course, I received feedback (for example from teachers, students and learning activities ) that contributed to my learning. 1 = Do not agree at all 7 = Agree completely	6.6	0.5	7.8 %	6.0	6.0	7.0	7.0	7.0

**The course content was interesting and relevant to my studies.**  
**1 = Do not agree at all**  
**7 = Agree completely**

The course content was interesting and relevant to my studies. 1 = Do not agree at all 7 = Agree completely		Number of responses
1		0 (0.0%)
2		0 (0.0%)
3		0 (0.0%)
4		0 (0.0%)
5		0 (0.0%)
6		2 (25.0%)
7		6 (75.0%)
<b>Total</b>		<b>8 (100.0%)</b>



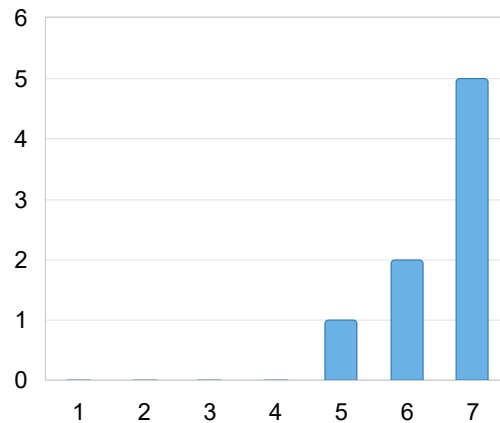
	Mean	Standard Deviation	Coefficient of Variation	Min	Lower Quartile	Median	Upper Quartile	Max
The course content was interesting and relevant to my studies. 1 = Do not agree at all 7 = Agree completely	6.8	0.5	6.9 %	6.0	6.5	7.0	7.0	7.0

**The teaching spaces were well suited for the course.**

**1 = Do not agree at all**

**7 = Agree completely**

The teaching spaces were well suited for the course. 1 = Do not agree at all 7 = Agree completely		Number of responses
1	0 (0.0%)	0 (0.0%)
2	0 (0.0%)	0 (0.0%)
3	0 (0.0%)	0 (0.0%)
4	0 (0.0%)	0 (0.0%)
5	1 (12.5%)	1 (12.5%)
6	2 (25.0%)	2 (25.0%)
7	5 (62.5%)	5 (62.5%)
<b>Total</b>	<b>8 (100.0%)</b>	<b>8 (100.0%)</b>



● The teaching spaces were well suite...

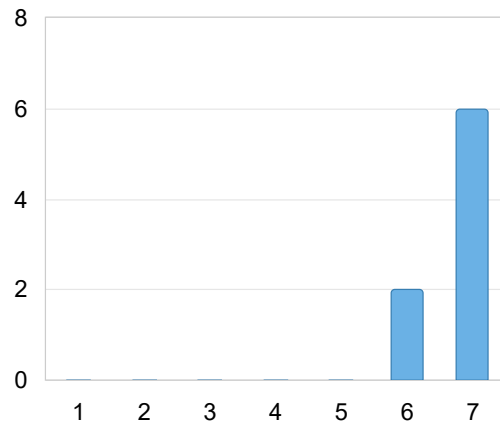
	Mean	Standard Deviation	Coefficient of Variation	Min	Lower Quartile	Median	Upper Quartile	Max
The teaching spaces were well suited for the course. 1 = Do not agree at all 7 = Agree completely	6.5	0.8	11.6 %	5.0	6.0	7.0	7.0	7.0

## I had good access to computers and software needed for the course.

1 = Do not agree at all

7 = Agree completely

I had good access to computers and software needed for the course. 1 = Do not agree at all 7 = Agree completely		Number of responses
1		0 (0.0%)
2		0 (0.0%)
3		0 (0.0%)
4		0 (0.0%)
5		0 (0.0%)
6		2 (25.0%)
7		6 (75.0%)
<b>Total</b>		<b>8 (100.0%)</b>



● I had good access to computers and...

	Mean	Standard Deviation	Coefficient of Variation	Min	Lower Quartile	Median	Upper Quartile	Max
I had good access to computers and software needed for the course. 1 = Do not agree at all 7 = Agree completely	6.8	0.5	6.9 %	6.0	6.5	7.0	7.0	7.0

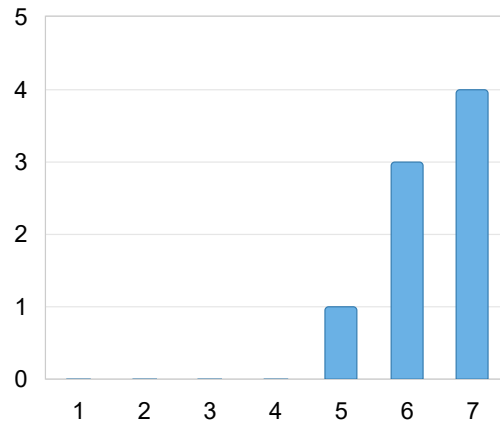
Below are statements about the delivery of the course in relation to the intended learning outcomes. Please review your previous responses before you continue.

The literature and other resources were appropriate in relation to the intended learning outcomes and the delivery of the course.

1 = Do not agree at all

7 = Agree completely

The literature and other resources were appropriate in relation to the intended learning outcomes and the delivery of the course. 1 = Do not agree at all 7 = Agree completely	Number of responses
1	0 (0.0%)
2	0 (0.0%)
3	0 (0.0%)
4	0 (0.0%)
5	1 (12.5%)
6	3 (37.5%)
7	4 (50.0%)
<b>Total</b>	<b>8 (100.0%)</b>



● The literature and other resources w...

	Mean	Standard Deviation	Coefficient of Variation	Min	Lower Quartile	Median	Upper Quartile	Max
The literature and other resources were appropriate in relation to the intended learning outcomes and the delivery of the course. 1 = Do not agree at all 7 = Agree completely	6.4	0.7	11.7 %	5.0	6.0	6.5	7.0	7.0



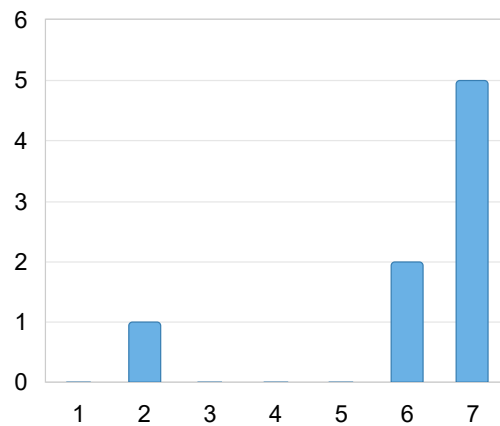
## The examination methods used were relevant in relation to the intended learning outcomes.

1 = Do not agree at all

7 = Agree completely

The examination methods used were relevant in relation to the intended learning outcomes.  
1 = Do not agree at all  
7 = Agree completely

	Number of responses
1	0 (0.0%)
2	1 (12.5%)
3	0 (0.0%)
4	0 (0.0%)
5	0 (0.0%)
6	2 (25.0%)
7	5 (62.5%)
<b>Total</b>	<b>8 (100.0%)</b>

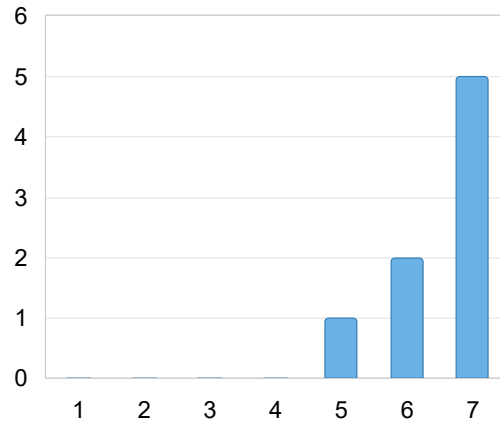


● The examination methods used were...

	Mean	Standard Deviation	Coefficient of Variation	Min	Lower Quartile	Median	Upper Quartile	Max
The examination methods used were relevant in relation to the intended learning outcomes. 1 = Do not agree at all 7 = Agree completely	6.1	1.7	28.2 %	2.0	6.0	7.0	7.0	7.0

**My opinion of the course as a whole.**  
**1 = Not at all satisfied**  
**7 = Very satisfied**

My opinion of the course as a whole. 1 = Not at all satisfied 7 = Very satisfied	Number of responses
1	0 (0.0%)
2	0 (0.0%)
3	0 (0.0%)
4	0 (0.0%)
5	1 (12.5%)
6	2 (25.0%)
7	5 (62.5%)
<b>Total</b>	<b>8 (100.0%)</b>



● My opinion of the course as a whole....

	Mean	Standard Deviation	Coefficient of Variation	Min	Lower Quartile	Median	Upper Quartile	Max
My opinion of the course as a whole. 1 = Not at all satisfied 7 = Very satisfied	6.5	0.8	11.6 %	5.0	6.0	7.0	7.0	7.0

**I had sufficient prior knowledge to follow the various parts of the course.**

**1 = Do not agree at all**

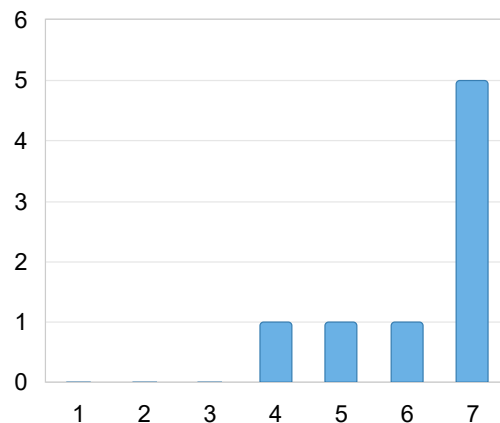
**7 = Agree completely**

**I had sufficient prior knowledge to follow the various parts of the course.**

**1 = Do not agree at all**

**7 = Agree completely**

	Number of responses
1	0 (0.0%)
2	0 (0.0%)
3	0 (0.0%)
4	1 (12.5%)
5	1 (12.5%)
6	1 (12.5%)
7	5 (62.5%)
<b>Total</b>	<b>8 (100.0%)</b>



● I had sufficient prior knowledge to fo...

	Mean	Standard Deviation	Coefficient of Variation	Min	Lower Quartile	Median	Upper Quartile	Max
I had sufficient prior knowledge to follow the various parts of the course. 1 = Do not agree at all 7 = Agree completely	6.2	1.2	18.6 %	4.0	5.5	7.0	7.0	7.0

The following questions allow you to respond in your own words. It is recommended to start with the questions where your answers are towards the ends of the scale and explain why. Be as specific as possible! You can also make other comments that you believe could benefit the course.

**What about the course do you think is most valuable to keep as it is?**

**What about the course do you think is most valuable to keep as it is?**

The variety of the subjects and backgrounds of all parts are the most important to keep. Getting a good overview of different fields was a good experience and helped to build an understanding of how the field of AI works in the "real" world. Keep finding fun guest lectures.

I believe most of the parts of the course are good to be kept.

Lots of interesting topics to work on. Made everything fun to look into.

The seminars were a great opportunity to learn on other topics.



## What about the course do you think is most important to change or improve?

### What about the course do you think is most important to change or improve?

---

Given that it is important to get guest lectures it's hard to change something or structure anything more than already done. They need freedom and that will create assignments or reading that is too much or too complex.

I think it would be best if the number of seminars decreased and focused on a specific topic for us to understand them in depth.

The different assignment were very different in terms of difficulty and time needed. Made things stressful when you didn't know how much effort each assignment would need. I believe it would be for the best if some sort of system could be placed so each teacher would have an idea how long/difficult each assignment should be.

Lots of seminars I wouldnt suggest changing anything but its a lot.

## Other comments

### Other comments

---

The examination was quite different from everything else in the course. It wasn't bad by any means, but it still felt like everything else in the course didn't help in preparing for it.