

HT2023-TRIS22_T3367_Research Methods for Intelligent Systems

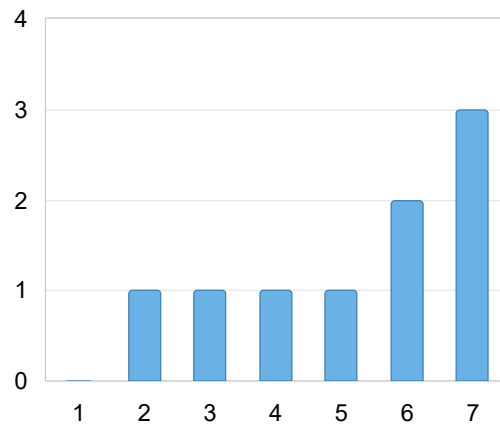
Respondents: 15
 Answer Count: 9
 Answer Frequency: 60.00%

Before the start of the course, I had high expectations.

1 = Do not agree at all

7 = Agree completely

Before the start of the course, I had high expectations. 1 = Do not agree at all 7 = Agree completely	Number of responses
1	0 (0.0%)
2	1 (11.1%)
3	1 (11.1%)
4	1 (11.1%)
5	1 (11.1%)
6	2 (22.2%)
7	3 (33.3%)
Total	9 (100.0%)

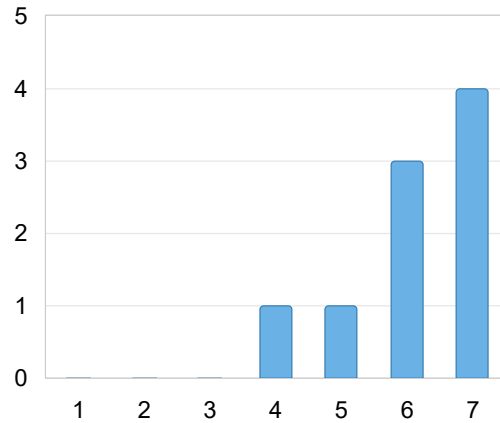


● Before the start of the course, I had ...

	Mean	Standard Deviation	Coefficient of Variation	Min	Lower Quartile	Median	Upper Quartile	Max
Before the start of the course, I had high expectations. 1 = Do not agree at all 7 = Agree completely	5.2	1.9	35.5 %	2.0	4.0	6.0	7.0	7.0

The intended learning outcomes ([Syllabus](#)) were clear.
 1 = Do not agree at all
 7 = Agree completely

	Number of responses
1	0 (0.0%)
2	0 (0.0%)
3	0 (0.0%)
4	1 (11.1%)
5	1 (11.1%)
6	3 (33.3%)
7	4 (44.4%)
Total	9 (100.0%)



● The intended learning outcomes (Syl...

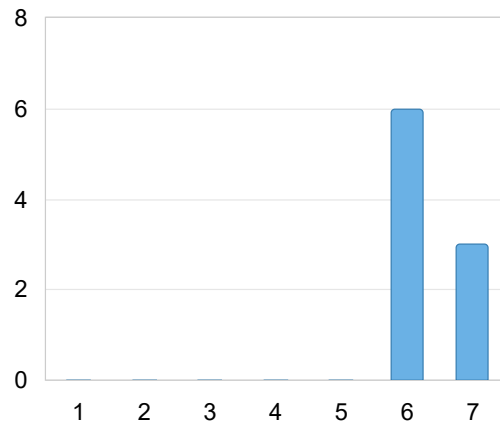
	Mean	Standard Deviation	Coefficient of Variation	Min	Lower Quartile	Median	Upper Quartile	Max
The intended learning outcomes (Syllabus) were clear. 1 = Do not agree at all 7 = Agree completely	6.1	1.1	17.2 %	4.0	6.0	6.0	7.0	7.0

The course was well organised and structured.

1 = Do not agree at all

7 = Agree completely

The course was well organised and structured. 1 = Do not agree at all 7 = Agree completely		Number of responses
1	0 (0.0%)	0 (0.0%)
2	0 (0.0%)	0 (0.0%)
3	0 (0.0%)	0 (0.0%)
4	0 (0.0%)	0 (0.0%)
5	0 (0.0%)	0 (0.0%)
6	6 (66.7%)	6 (66.7%)
7	3 (33.3%)	3 (33.3%)
Total	9 (100.0%)	9 (100.0%)



● The course was well organised and ...

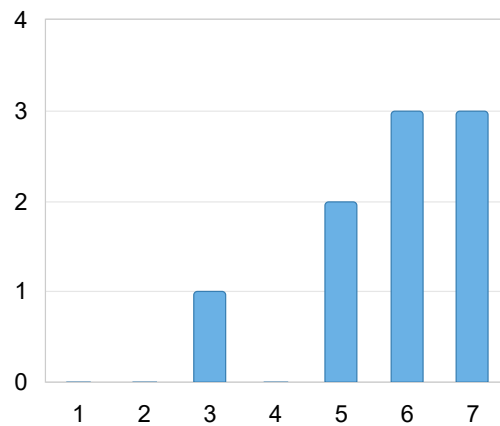
	Mean	Standard Deviation	Coefficient of Variation	Min	Lower Quartile	Median	Upper Quartile	Max
The course was well organised and structured. 1 = Do not agree at all 7 = Agree completely	6.3	0.5	7.9 %	6.0	6.0	6.0	7.0	7.0

All information I needed to follow and fulfil the course requirements was available in the study guide.

1 = Do not agree at all

7 = Agree completely

All information I needed to follow and fulfil the course requirements was available in the study guide. 1 = Do not agree at all 7 = Agree completely	Number of responses
1	0 (0.0%)
2	0 (0.0%)
3	1 (11.1%)
4	0 (0.0%)
5	2 (22.2%)
6	3 (33.3%)
7	3 (33.3%)
Total	9 (100.0%)



● All information I needed to follow an...

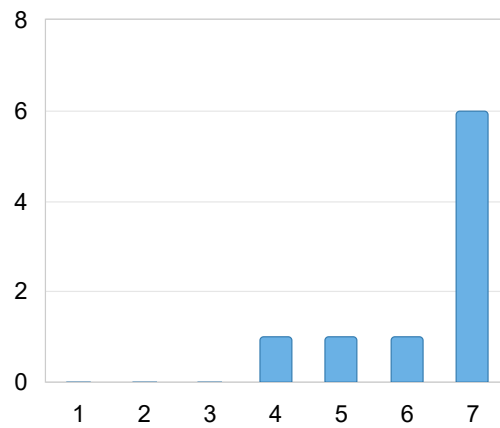
	Mean	Standard Deviation	Coefficient of Variation	Min	Lower Quartile	Median	Upper Quartile	Max
All information I needed to follow and fulfil the course requirements was available in the study guide. 1 = Do not agree at all 7 = Agree completely	5.8	1.3	22.5 %	3.0	5.0	6.0	7.0	7.0

It was clear from the start what I needed to do to achieve a certain grade.

1 = Do not agree at all

7 = Agree completely

It was clear from the start what I needed to do to achieve a certain grade. 1 = Do not agree at all 7 = Agree completely	Number of responses
1	0 (0.0%)
2	0 (0.0%)
3	0 (0.0%)
4	1 (11.1%)
5	1 (11.1%)
6	1 (11.1%)
7	6 (66.7%)
Total	9 (100.0%)



● It was clear from the start what I needed to do to achieve a certain grade.

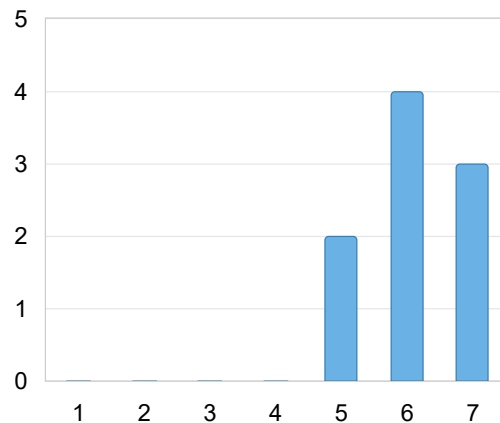
	Mean	Standard Deviation	Coefficient of Variation	Min	Lower Quartile	Median	Upper Quartile	Max
It was clear from the start what I needed to do to achieve a certain grade. 1 = Do not agree at all 7 = Agree completely	6.3	1.1	17.7 %	4.0	6.0	7.0	7.0	7.0

The time that I spent on the course (timetabled hours and independent study) corresponds to the number of credits that the course is worth. Please feel free to comment.

1 = Do not agree at all

7 = Agree completely

The time that I spent on the course (timetabled hours and independent study) corresponds to the number of credits that the course is worth. Please feel free to comment. 1 = Do not agree at all 7 = Agree completely	
	Number of responses
1	0 (0.0%)
2	0 (0.0%)
3	0 (0.0%)
4	0 (0.0%)
5	2 (22.2%)
6	4 (44.4%)
7	3 (33.3%)
Total	9 (100.0%)



● The time that I spent on the course (t...

	Mean	Standard Deviation	Coefficient of Variation	Min	Lower Quartile	Median	Upper Quartile	Max
The time that I spent on the course (timetabled hours and independent study) corresponds to the number of credits that the course is worth. Please feel free to comment. 1 = Do not agree at all 7 = Agree completely	6.1	0.8	12.8 %	5.0	6.0	6.0	7.0	7.0

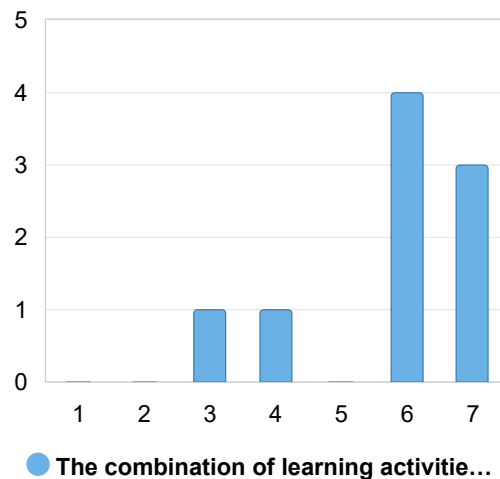
Everything in the course felt relevant and had a somewhat clear end goal from intro to end.

The combination of learning activities (for example lectures, exercises, seminars, projects, laboratory sessions and independent study) encouraged me to do my absolute best. Please feel free to comment.

1 = Do not agree at all

7 = Agree completely

The combination of learning activities (for example lectures, exercises, seminars, projects, laboratory sessions and independent study) encouraged me to do my absolute best. Please feel free to comment. 1 = Do not agree at all 7 = Agree completely	Number of responses
1	0 (0.0%)
2	0 (0.0%)
3	1 (11.1%)
4	1 (11.1%)
5	0 (0.0%)
6	4 (44.4%)
7	3 (33.3%)
Total	9 (100.0%)



	Mean	Standard Deviation	Coefficient of Variation	Min	Lower Quartile	Median	Upper Quartile	Max
The combination of learning activities (for example lectures, exercises, seminars, projects, laboratory sessions and independent study) encouraged me to do my absolute best. Please feel free to comment. 1 = Do not agree at all 7 = Agree completely	5.8	1.4	24.1 %	3.0	6.0	6.0	7.0	7.0

The literature Workshop was really good and relevant, it forced me to work with a literature review in a structured way that wouldn't have been done otherwise.

Nothing wrong with the course at all. It is just me who does not enjoy all the necessary reading that needs to be done to complete this course.

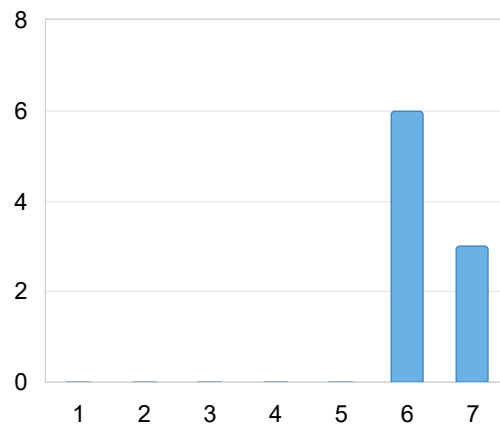
Maybe too many seminars

The course challenged me to explore ideas and concepts in depth.

1 = Do not agree at all

7 = Agree completely

	Number of responses
1	0 (0.0%)
2	0 (0.0%)
3	0 (0.0%)
4	0 (0.0%)
5	0 (0.0%)
6	6 (66.7%)
7	3 (33.3%)
Total	9 (100.0%)



● The course challenged me to explor...

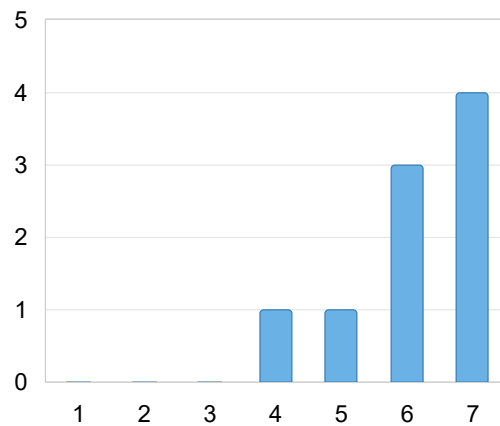
	Mean	Standard Deviation	Coefficient of Variation	Min	Lower Quartile	Median	Upper Quartile	Max
The course challenged me to explore ideas and concepts in depth. 1 = Do not agree at all 7 = Agree completely	6.3	0.5	7.9 %	6.0	6.0	6.0	7.0	7.0

The collaboration between the students participating in the course worked well.

1 = Do not agree at all

7 = Agree completely

The collaboration between the students participating in the course worked well. 1 = Do not agree at all 7 = Agree completely	Number of responses
1	0 (0.0%)
2	0 (0.0%)
3	0 (0.0%)
4	1 (11.1%)
5	1 (11.1%)
6	3 (33.3%)
7	4 (44.4%)
Total	9 (100.0%)



● The collaboration between the stude...

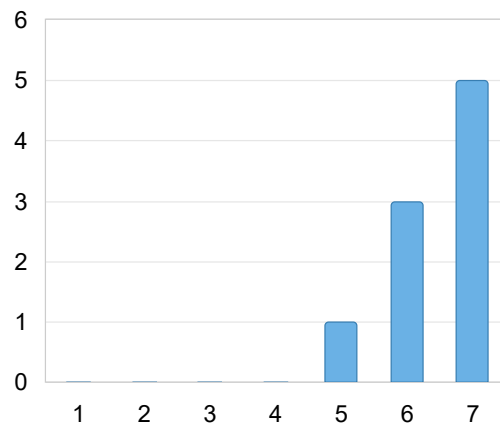
	Mean	Standard Deviation	Coefficient of Variation	Min	Lower Quartile	Median	Upper Quartile	Max
The collaboration between the students participating in the course worked well. 1 = Do not agree at all 7 = Agree completely	6.1	1.1	17.2 %	4.0	6.0	6.0	7.0	7.0

The teachers involved in the course managed to make the subject content understandable.

1 = Do not agree at all

7 = Agree completely

The teachers involved in the course managed to make the subject content understandable. 1 = Do not agree at all 7 = Agree completely		Number of responses
1	0 (0.0%)	0 (0.0%)
2	0 (0.0%)	0 (0.0%)
3	0 (0.0%)	0 (0.0%)
4	0 (0.0%)	0 (0.0%)
5	1 (11.1%)	1 (11.1%)
6	3 (33.3%)	3 (33.3%)
7	5 (55.6%)	5 (55.6%)
Total	9 (100.0%)	



● The teachers involved in the course ...

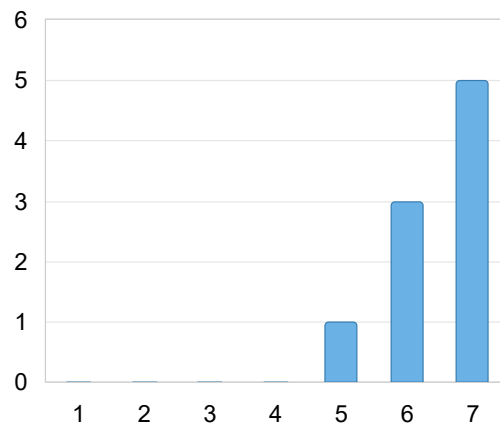
	Mean	Standard Deviation	Coefficient of Variation	Min	Lower Quartile	Median	Upper Quartile	Max
The teachers involved in the course managed to make the subject content understandable. 1 = Do not agree at all 7 = Agree completely	6.4	0.7	11.3 %	5.0	6.0	7.0	7.0	7.0

I was able to get in contact with the teachers of the course when needed.

1 = Do not agree at all

7 = Agree completely

I was able to get in contact with the teachers of the course when needed. 1 = Do not agree at all 7 = Agree completely	Number of responses
1	0 (0.0%)
2	0 (0.0%)
3	0 (0.0%)
4	0 (0.0%)
5	1 (11.1%)
6	3 (33.3%)
7	5 (55.6%)
Total	9 (100.0%)



● I was able to get in contact with the t...

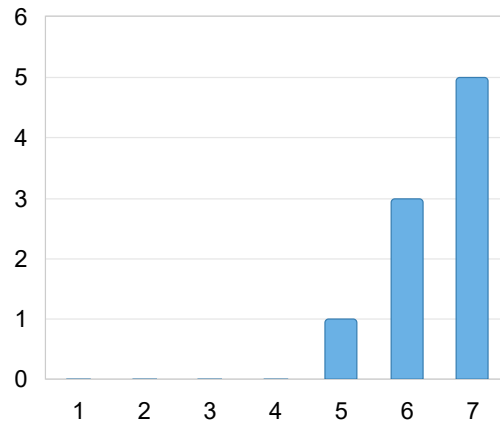
	Mean	Standard Deviation	Coefficient of Variation	Min	Lower Quartile	Median	Upper Quartile	Max
I was able to get in contact with the teachers of the course when needed. 1 = Do not agree at all 7 = Agree completely	6.4	0.7	11.3 %	5.0	6.0	7.0	7.0	7.0

During the course, I received feedback (for example from teachers, students and learning activities) that contributed to my learning.

1 = Do not agree at all

7 = Agree completely

During the course, I received feedback (for example from teachers, students and learning activities) that contributed to my learning. 1 = Do not agree at all 7 = Agree completely	Number of responses
1	0 (0.0%)
2	0 (0.0%)
3	0 (0.0%)
4	0 (0.0%)
5	1 (11.1%)
6	3 (33.3%)
7	5 (55.6%)
Total	9 (100.0%)

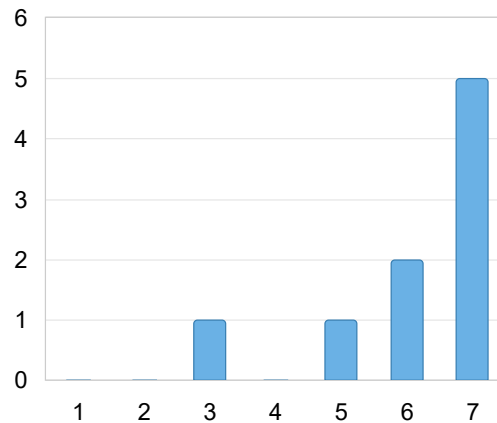


● During the course, I received feedba...

	Mean	Standard Deviation	Coefficient of Variation	Min	Lower Quartile	Median	Upper Quartile	Max
During the course, I received feedback (for example from teachers, students and learning activities) that contributed to my learning. 1 = Do not agree at all 7 = Agree completely	6.4	0.7	11.3 %	5.0	6.0	7.0	7.0	7.0

The course content was interesting and relevant to my studies.
1 = Do not agree at all
7 = Agree completely

	Number of responses
1	0 (0.0%)
2	0 (0.0%)
3	1 (11.1%)
4	0 (0.0%)
5	1 (11.1%)
6	2 (22.2%)
7	5 (55.6%)
Total	9 (100.0%)



● The course content was interesting ...

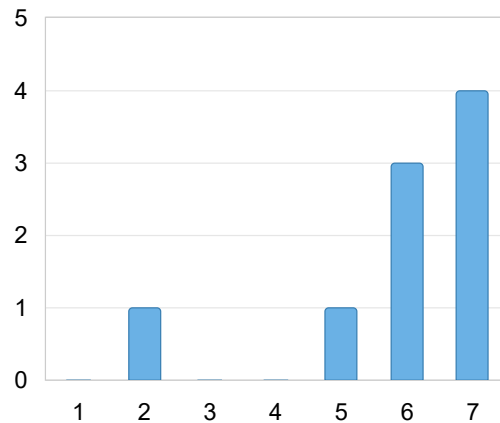
	Mean	Standard Deviation	Coefficient of Variation	Min	Lower Quartile	Median	Upper Quartile	Max
The course content was interesting and relevant to my studies. 1 = Do not agree at all 7 = Agree completely	6.1	1.4	22.3 %	3.0	6.0	7.0	7.0	7.0

The teaching spaces were well suited for the course.

1 = Do not agree at all

7 = Agree completely

	Number of responses
1	0 (0.0%)
2	1 (11.1%)
3	0 (0.0%)
4	0 (0.0%)
5	1 (11.1%)
6	3 (33.3%)
7	4 (44.4%)
Total	9 (100.0%)



● The teaching spaces were well suite...

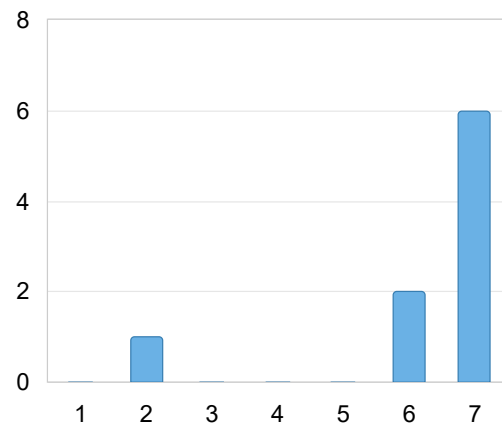
	Mean	Standard Deviation	Coefficient of Variation	Min	Lower Quartile	Median	Upper Quartile	Max
The teaching spaces were well suited for the course. 1 = Do not agree at all 7 = Agree completely	5.9	1.6	27.4 %	2.0	6.0	6.0	7.0	7.0

I had good access to computers and software needed for the course.

1 = Do not agree at all

7 = Agree completely

I had good access to computers and software needed for the course. 1 = Do not agree at all 7 = Agree completely		Number of responses
1	0 (0.0%)	0 (0.0%)
2	1 (11.1%)	1 (11.1%)
3	0 (0.0%)	0 (0.0%)
4	0 (0.0%)	0 (0.0%)
5	0 (0.0%)	0 (0.0%)
6	2 (22.2%)	2 (22.2%)
7	6 (66.7%)	6 (66.7%)
Total	9 (100.0%)	9 (100.0%)



● I had good access to computers and...

	Mean	Standard Deviation	Coefficient of Variation	Min	Lower Quartile	Median	Upper Quartile	Max
I had good access to computers and software needed for the course. 1 = Do not agree at all 7 = Agree completely	6.2	1.6	26.4 %	2.0	6.0	7.0	7.0	7.0

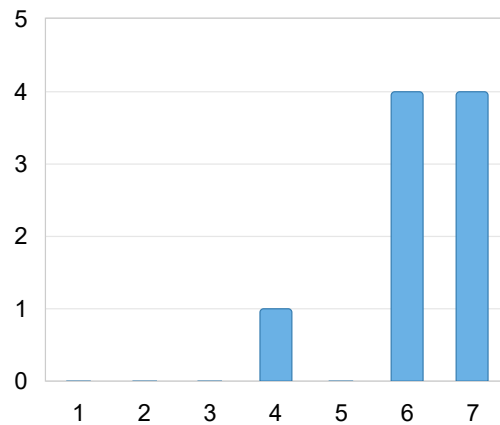
Below are statements about the delivery of the course in relation to the intended learning outcomes. Please review your previous responses before you continue.

The literature and other resources were appropriate in relation to the intended learning outcomes and the delivery of the course.

1 = Do not agree at all

7 = Agree completely

The literature and other resources were appropriate in relation to the intended learning outcomes and the delivery of the course. 1 = Do not agree at all 7 = Agree completely	Number of responses
1	0 (0.0%)
2	0 (0.0%)
3	0 (0.0%)
4	1 (11.1%)
5	0 (0.0%)
6	4 (44.4%)
7	4 (44.4%)
Total	9 (100.0%)



● The literature and other resources w...

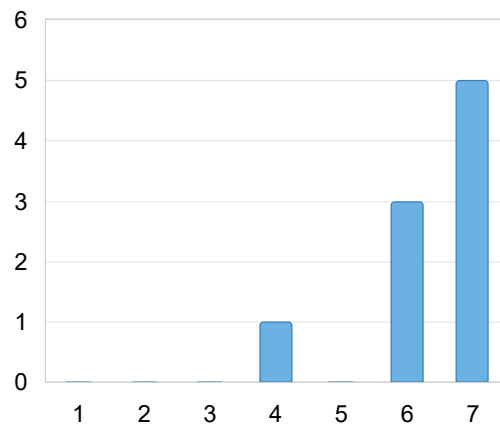
	Mean	Standard Deviation	Coefficient of Variation	Min	Lower Quartile	Median	Upper Quartile	Max
The literature and other resources were appropriate in relation to the intended learning outcomes and the delivery of the course. 1 = Do not agree at all 7 = Agree completely	6.2	1.0	15.6 %	4.0	6.0	6.0	7.0	7.0

The examination methods used were relevant in relation to the intended learning outcomes.

1 = Do not agree at all

7 = Agree completely

The examination methods used were relevant in relation to the intended learning outcomes. 1 = Do not agree at all 7 = Agree completely		Number of responses
1		0 (0.0%)
2		0 (0.0%)
3		0 (0.0%)
4		1 (11.1%)
5		0 (0.0%)
6		3 (33.3%)
7		5 (55.6%)
Total		9 (100.0%)

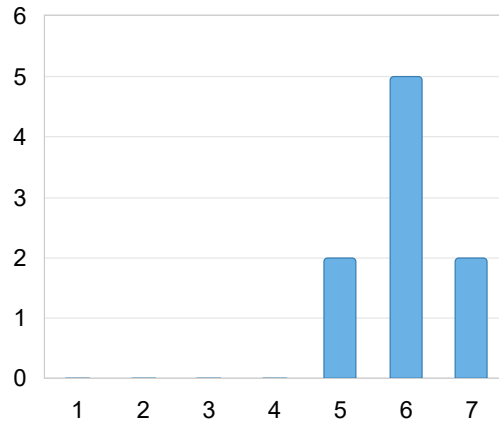


● The examination methods used were...

	Mean	Standard Deviation	Coefficient of Variation	Min	Lower Quartile	Median	Upper Quartile	Max
The examination methods used were relevant in relation to the intended learning outcomes. 1 = Do not agree at all 7 = Agree completely	6.3	1.0	15.8 %	4.0	6.0	7.0	7.0	7.0

My opinion of the course as a whole.
1 = Not at all satisfied
7 = Very satisfied

My opinion of the course as a whole. 1 = Not at all satisfied 7 = Very satisfied	Number of responses
1	0 (0.0%)
2	0 (0.0%)
3	0 (0.0%)
4	0 (0.0%)
5	2 (22.2%)
6	5 (55.6%)
7	2 (22.2%)
Total	9 (100.0%)



● My opinion of the course as a whole....

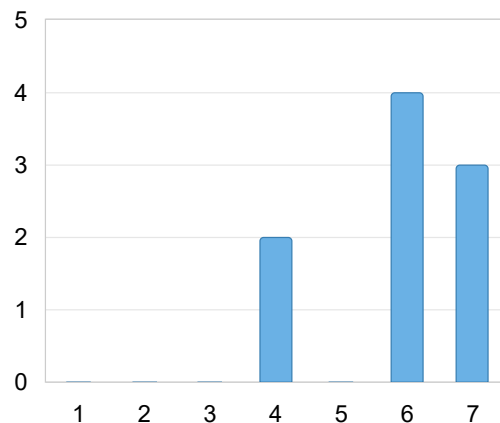
	Mean	Standard Deviation	Coefficient of Variation	Min	Lower Quartile	Median	Upper Quartile	Max
My opinion of the course as a whole. 1 = Not at all satisfied 7 = Very satisfied	6.0	0.7	11.8 %	5.0	6.0	6.0	6.0	7.0

I had sufficient prior knowledge to follow the various parts of the course.

1 = Do not agree at all

7 = Agree completely

I had sufficient prior knowledge to follow the various parts of the course. 1 = Do not agree at all 7 = Agree completely	Number of responses
1	0 (0.0%)
2	0 (0.0%)
3	0 (0.0%)
4	2 (22.2%)
5	0 (0.0%)
6	4 (44.4%)
7	3 (33.3%)
Total	9 (100.0%)



● I had sufficient prior knowledge to fo...

	Mean	Standard Deviation	Coefficient of Variation	Min	Lower Quartile	Median	Upper Quartile	Max
I had sufficient prior knowledge to follow the various parts of the course. 1 = Do not agree at all 7 = Agree completely	5.9	1.2	19.8 %	4.0	6.0	6.0	7.0	7.0

The following questions allow you to respond in your own words. It is recommended to start with the questions where your answers are towards the ends of the scale and explain why. Be as specific as possible! You can also make other comments that you believe could benefit the course.

What about the course do you think is most valuable to keep as it is?

What about the course do you think is most valuable to keep as it is?

The workshop is great, most of the lectures and seminars should be kept the same way.

The workshop about literature review was very helpful, it should count as an examination according to me.

The initial workshop, it provided the necessary information to fulfill the literature review requirements

Yes

I will recommend keeping everything as it is.

What about the course do you think is most important to change or improve?

What about the course do you think is most important to change or improve?

The hypothesis testing part should be something or the variant 1 lecture and 1 workshop, that way it would be clearer of the weak parts of it and its intended purpose. I had a lot of prior knowledge of hypothesis testing that others didn't so for me it didn't feel relevant but I know the value and the weakness of hypothesis testing.

I don't really think anything needs to change but if I have to point out something it would be the hypothesis testing. To me it does not really seem that valuable for an AI degree in general.

Is it really fair to give the same credit weight to an assignment related to 2 lectures that you do in a Sunday afternoon comparable to the work and lectures you do to prepare for all the seminars?

Everything is well structured. Most especially the literature review workshop . It gives me an idea of how to write a literature review before the final report.

Maybe minimizing the seminars from 4 to 3

Other comments

Other comments

Overall great course, felt light-hearted but still gave a deeper understanding of how to write and the pitfalls when writing. For some students the relaxed setting and open discussion are bad for their way of learning, but for the people that can have and enjoy open discussions and learn the most from those it was a great course.

No comments, although I do not enjoy this type of work I did learn a lot and I clearly see why this course is a part of our degree

Maria is the best teacher