



VT2023-TAIR22_T3105_Ethics of Artificial Intelligence

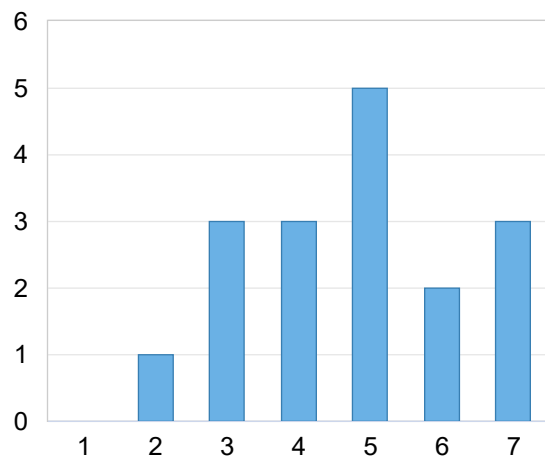
Respondents: 43
Answer Count: 17
Answer Frequency: 39.53%

Before the start of the course, I had high expectations.

1 = Do not agree at all

7 = Agree completely

Before the start of the course, I had high expectations. 1 = Do not agree at all 7 = Agree completely	Number of responses
1	0 (0.0%)
2	1 (5.9%)
3	3 (17.6%)
4	3 (17.6%)
5	5 (29.4%)
6	2 (11.8%)
7	3 (17.6%)
Total	17 (100.0%)



● Before the start of the course, I had hi...



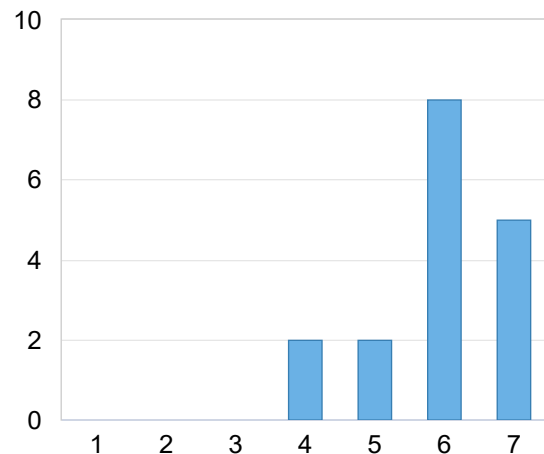
	Mean	Standard Deviation	Coefficient of Variation	Min	Lower Quartile	Median	Upper Quartile	Max
Before the start of the course, I had high expectations. 1 = Do not agree at all 7 = Agree completely	4.8	1.5	31.9 %	2.0	4.0	5.0	6.0	7.0

The intended learning outcomes (Syllabus) were clear. 1 = Do not agree at all 7 = Agree completely

The intended learning outcomes (Syllabus) were clear.

1 = Do not agree at all
7 = Agree completely

	Number of responses
1	0 (0.0%)
2	0 (0.0%)
3	0 (0.0%)
4	2 (11.8%)
5	2 (11.8%)
6	8 (47.1%)
7	5 (29.4%)
Total	17 (100.0%)



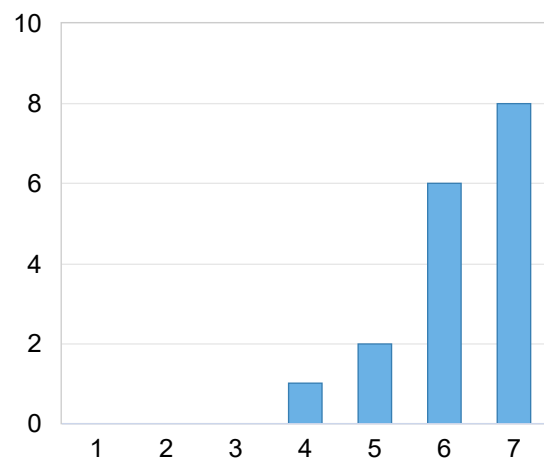
● The intended learning outcomes (Sylla...

	Mean	Standard Deviation	Coefficient of Variation	Min	Lower Quartile	Median	Upper Quartile	Max
The intended learning outcomes (<u>Syllabus</u>) were clear. 1 = Do not agree at all 7 = Agree completely	5.9	1.0	16.3 %	4.0	6.0	6.0	7.0	7.0

The course was well organised and structured.

1 = Do not agree at all
7 = Agree completely

The course was well organised and structured. 1 = Do not agree at all 7 = Agree completely	Number of responses
1	0 (0.0%)
2	0 (0.0%)
3	0 (0.0%)
4	1 (5.9%)
5	2 (11.8%)
6	6 (35.3%)
7	8 (47.1%)
Total	17 (100.0%)



● The course was well organised and str...

	Mean	Standard Deviation	Coefficient of Variation	Min	Lower Quartile	Median	Upper Quartile	Max
The course was well organised and structured. 1 = Do not agree at all 7 = Agree completely	6.2	0.9	14.5 %	4.0	6.0	6.0	7.0	7.0



All information I needed to follow and fulfil the course requirements was available in the study guide.

1 = Do not agree at all

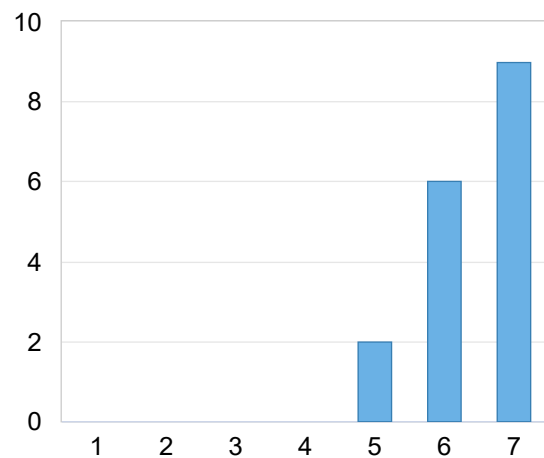
7 = Agree completely

All information I needed to follow and fulfil the course requirements was available in the study guide.

1 = Do not agree at all

7 = Agree completely

	Number of responses
1	0 (0.0%)
2	0 (0.0%)
3	0 (0.0%)
4	0 (0.0%)
5	2 (11.8%)
6	6 (35.3%)
7	9 (52.9%)
Total	17 (100.0%)



● All information I needed to follow and ...

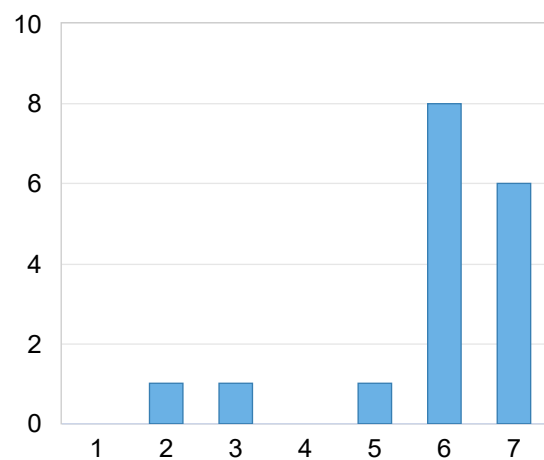
	Mean	Standard Deviation	Coefficient of Variation	Min	Lower Quartile	Median	Upper Quartile	Max
All information I needed to follow and fulfil the course requirements was available in the study guide. 1 = Do not agree at all 7 = Agree completely	6.4	0.7	11.1 %	5.0	6.0	7.0	7.0	7.0

It was clear from the start what I needed to do to achieve a certain grade.

1 = Do not agree at all

7 = Agree completely

	Number of responses
1	0 (0.0%)
2	1 (5.9%)
3	1 (5.9%)
4	0 (0.0%)
5	1 (5.9%)
6	8 (47.1%)
7	6 (35.3%)
Total	17 (100.0%)



● It was clear from the start what I need...

	Mean	Standard Deviation	Coefficient of Variation	Min	Lower Quartile	Median	Upper Quartile	Max
It was clear from the start what I needed to do to achieve a certain grade. 1 = Do not agree at all 7 = Agree completely	5.9	1.4	24.0 %	2.0	6.0	6.0	7.0	7.0



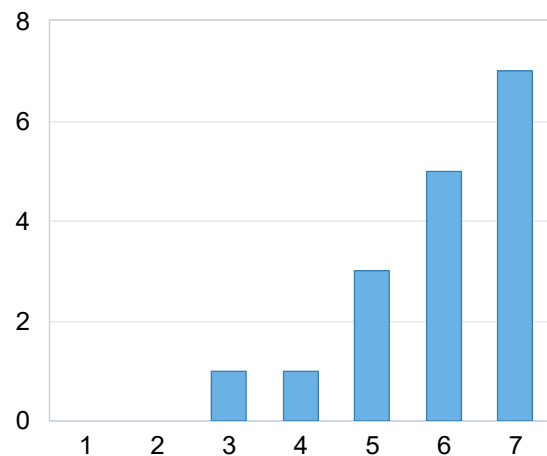
The time that I spent on the course (timetabled hours and independent study) corresponds to the number of credits that the course is worth. Please feel free to comment.

1 = Do not agree at all

7 = Agree completely

The time that I spent on the course (timetabled hours and independent study) corresponds to the number of credits that the course is worth. Please feel free to comment.
1 = Do not agree at all
7 = Agree completely

	Number of responses
1	0 (0.0%)
2	0 (0.0%)
3	1 (5.9%)
4	1 (5.9%)
5	3 (17.6%)
6	5 (29.4%)
7	7 (41.2%)
Total	17 (100.0%)



● The time that I spent on the course (ti...



	Mean	Standard Deviation	Coefficient of Variation	Min	Lower Quartile	Median	Upper Quartile	Max
The time that I spent on the course (timetabled hours and independent study) corresponds to the number of credits that the course is worth. Please feel free to comment. 1 = Do not agree at all 7 = Agree completely	5.9	1.2	20.2 %	3.0	5.0	6.0	7.0	7.0

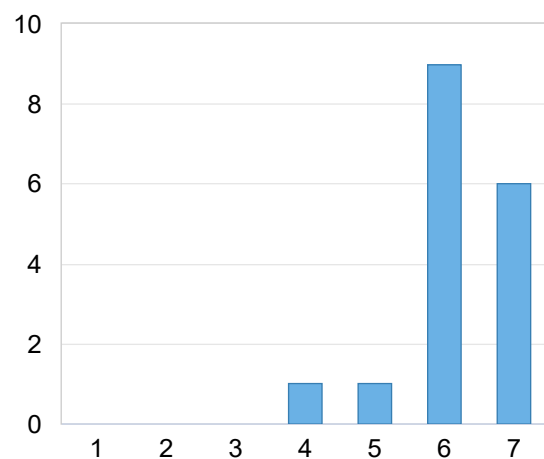
Every lecture and material for lectures felt relevant.

The combination of learning activities (for example lectures, exercises, seminars, projects, laboratory sessions and independent study) encouraged me to do my absolute best. Please feel free to comment.

1 = Do not agree at all

7 = Agree completely

The combination of learning activities (for example lectures, exercises, seminars, projects, laboratory sessions and independent study) encouraged me to do my absolute best. Please feel free to comment. 1 = Do not agree at all 7 = Agree completely	Number of responses
1	0 (0.0%)
2	0 (0.0%)
3	0 (0.0%)
4	1 (5.9%)
5	1 (5.9%)
6	9 (52.9%)
7	6 (35.3%)
Total	17 (100.0%)



● The combination of learning activities ...



	Mean	Standard Deviation	Coefficient of Variation	Min	Lower Quartile	Median	Upper Quartile	Max
The combination of learning activities (for example lectures, exercises, seminars, projects, laboratory sessions and independent study) encouraged me to do my absolute best. Please feel free to comment. 1 = Do not agree at all 7 = Agree completely	6.2	0.8	13.1 %	4.0	6.0	6.0	7.0	7.0

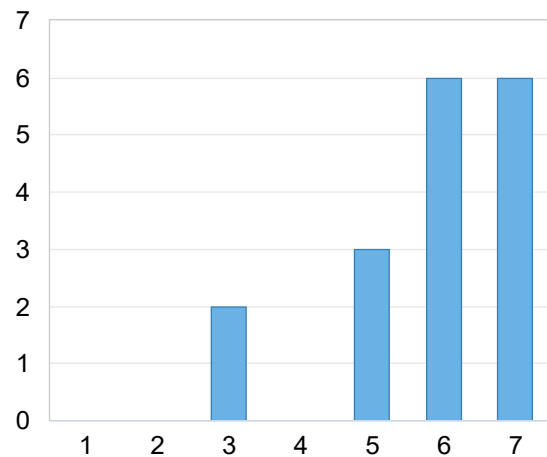
As I am not an AI student, sometimes the papers we had to read were a bit hard to understand for me.

The different combinations of activities work well together.

The course challenged me to explore ideas and concepts in depth.

1 = Do not agree at all
7 = Agree completely

The course challenged me to explore ideas and concepts in depth. 1 = Do not agree at all 7 = Agree completely	Number of responses
1	0 (0.0%)
2	0 (0.0%)
3	2 (11.8%)
4	0 (0.0%)
5	3 (17.6%)
6	6 (35.3%)
7	6 (35.3%)
Total	17 (100.0%)



● The course challenged me to explore i...

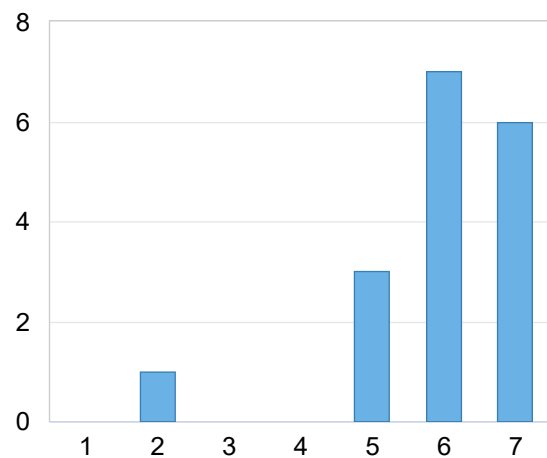
	Mean	Standard Deviation	Coefficient of Variation	Min	Lower Quartile	Median	Upper Quartile	Max
The course challenged me to explore ideas and concepts in depth. 1 = Do not agree at all 7 = Agree completely	5.8	1.3	22.1 %	3.0	5.0	6.0	7.0	7.0

The collaboration between the students participating in the course worked well.

1 = Do not agree at all

7 = Agree completely

The collaboration between the students participating in the course worked well. 1 = Do not agree at all 7 = Agree completely	Number of responses
1	0 (0.0%)
2	1 (5.9%)
3	0 (0.0%)
4	0 (0.0%)
5	3 (17.6%)
6	7 (41.2%)
7	6 (35.3%)
Total	17 (100.0%)



● The collaboration between the student...

	Mean	Standard Deviation	Coefficient of Variation	Min	Lower Quartile	Median	Upper Quartile	Max
The collaboration between the students participating in the course worked well. 1 = Do not agree at all 7 = Agree completely	5.9	1.2	21.0 %	2.0	6.0	6.0	7.0	7.0

The teachers involved in the course managed to make the subject content understandable.

1 = Do not agree at all

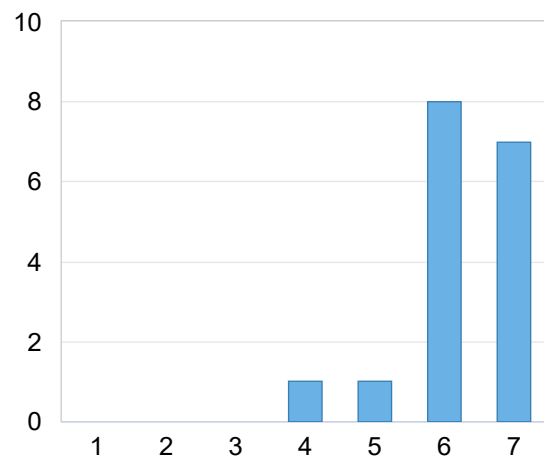
7 = Agree completely

The teachers involved in the course managed to make the subject content understandable.

1 = Do not agree at all

7 = Agree completely

	Number of responses
1	0 (0.0%)
2	0 (0.0%)
3	0 (0.0%)
4	1 (5.9%)
5	1 (5.9%)
6	8 (47.1%)
7	7 (41.2%)
Total	17 (100.0%)



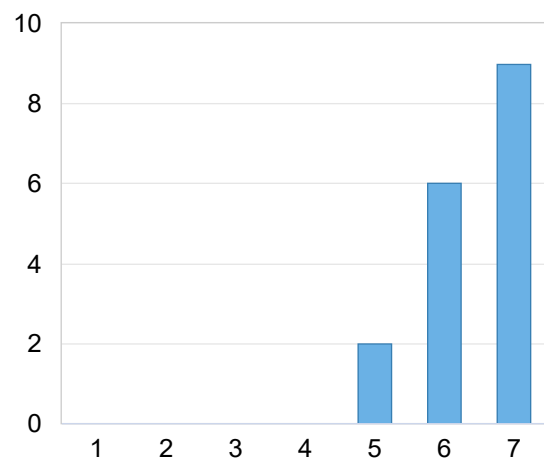
● The teachers involved in the course m...

	Mean	Standard Deviation	Coefficient of Variation	Min	Lower Quartile	Median	Upper Quartile	Max
The teachers involved in the course managed to make the subject content understandable. 1 = Do not agree at all 7 = Agree completely	6.2	0.8	13.3 %	4.0	6.0	6.0	7.0	7.0

I was able to get in contact with the teachers of the course when needed.

1 = Do not agree at all
7 = Agree completely

I was able to get in contact with the teachers of the course when needed. 1 = Do not agree at all 7 = Agree completely	Number of responses
1	0 (0.0%)
2	0 (0.0%)
3	0 (0.0%)
4	0 (0.0%)
5	2 (11.8%)
6	6 (35.3%)
7	9 (52.9%)
Total	17 (100.0%)



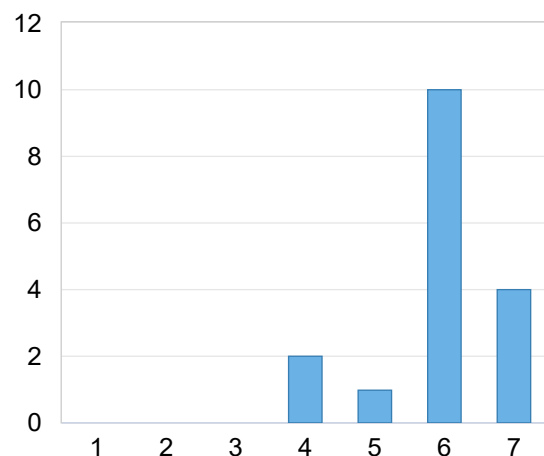
● I was able to get in contact with the te...

	Mean	Standard Deviation	Coefficient of Variation	Min	Lower Quartile	Median	Upper Quartile	Max
I was able to get in contact with the teachers of the course when needed. 1 = Do not agree at all 7 = Agree completely	6.4	0.7	11.1 %	5.0	6.0	7.0	7.0	7.0

During the course, I received feedback (for example from teachers, students and learning activities) that contributed to my learning.

1 = Do not agree at all
7 = Agree completely

	Number of responses
1	0 (0.0%)
2	0 (0.0%)
3	0 (0.0%)
4	2 (11.8%)
5	1 (5.9%)
6	10 (58.8%)
7	4 (23.5%)
Total	17 (100.0%)



● During the course, I received feedback...

	Mean	Standard Deviation	Coefficient of Variation	Min	Lower Quartile	Median	Upper Quartile	Max
During the course, I received feedback (for example from teachers, students and learning activities) that contributed to my learning. 1 = Do not agree at all 7 = Agree completely	5.9	0.9	15.1 %	4.0	6.0	6.0	6.0	7.0

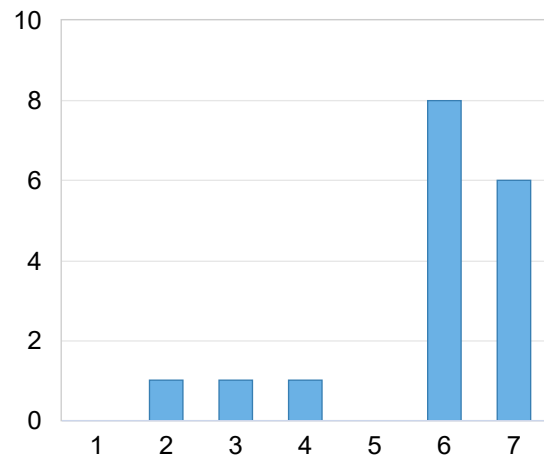


The course content was interesting and relevant to my studies.

1 = Do not agree at all
7 = Agree completely

The course content was interesting and relevant to my studies.
1 = Do not agree at all
7 = Agree completely

	Number of responses
1	0 (0.0%)
2	1 (5.9%)
3	1 (5.9%)
4	1 (5.9%)
5	0 (0.0%)
6	8 (47.1%)
7	6 (35.3%)
Total	17 (100.0%)



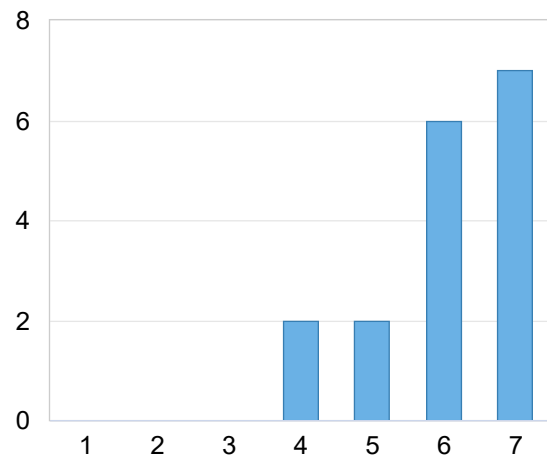
● The course content was interesting an...

	Mean	Standard Deviation	Coefficient of Variation	Min	Lower Quartile	Median	Upper Quartile	Max
The course content was interesting and relevant to my studies. 1 = Do not agree at all 7 = Agree completely	5.8	1.5	25.2 %	2.0	6.0	6.0	7.0	7.0

The teaching spaces were well suited for the course.

1 = Do not agree at all
7 = Agree completely

The teaching spaces were well suited for the course. 1 = Do not agree at all 7 = Agree completely		Number of responses
1		0 (0.0%)
2		0 (0.0%)
3		0 (0.0%)
4		2 (11.8%)
5		2 (11.8%)
6		6 (35.3%)
7		7 (41.2%)
Total		17 (100.0%)



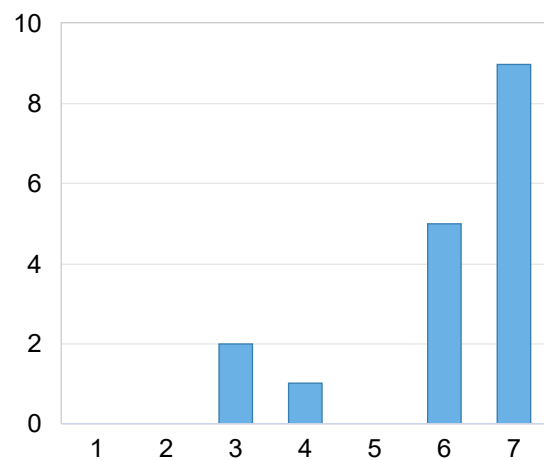
● The teaching spaces were well suited ...

	Mean	Standard Deviation	Coefficient of Variation	Min	Lower Quartile	Median	Upper Quartile	Max
The teaching spaces were well suited for the course. 1 = Do not agree at all 7 = Agree completely	6.1	1.0	17.0 %	4.0	6.0	6.0	7.0	7.0

I had good access to computers and software needed for the course.

1 = Do not agree at all
7 = Agree completely

I had good access to computers and software needed for the course. 1 = Do not agree at all 7 = Agree completely	Number of responses
1	0 (0.0%)
2	0 (0.0%)
3	2 (11.8%)
4	1 (5.9%)
5	0 (0.0%)
6	5 (29.4%)
7	9 (52.9%)
Total	17 (100.0%)



● I had good access to computers and s...

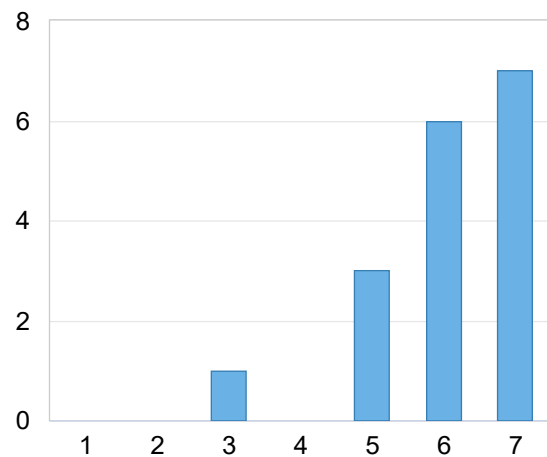
	Mean	Standard Deviation	Coefficient of Variation	Min	Lower Quartile	Median	Upper Quartile	Max
I had good access to computers and software needed for the course. 1 = Do not agree at all 7 = Agree completely	6.1	1.4	23.0 %	3.0	6.0	7.0	7.0	7.0

Below are statements about the delivery of the course in relation to the intended learning outcomes. Please review your previous responses before you continue.

The literature and other resources were appropriate in relation to the intended learning outcomes and the delivery of the course.

1 = Do not agree at all
7 = Agree completely

The literature and other resources were appropriate in relation to the intended learning outcomes and the delivery of the course. 1 = Do not agree at all 7 = Agree completely	Number of responses
1	0 (0.0%)
2	0 (0.0%)
3	1 (5.9%)
4	0 (0.0%)
5	3 (17.6%)
6	6 (35.3%)
7	7 (41.2%)
Total	17 (100.0%)



● The literature and other resources wer...

	Mean	Standard Deviation	Coefficient of Variation	Min	Lower Quartile	Median	Upper Quartile	Max
The literature and other resources were appropriate in relation to the intended learning outcomes and the delivery of the course. 1 = Do not agree at all 7 = Agree completely	6.1	1.1	18.0 %	3.0	6.0	6.0	7.0	7.0

The examination methods used were relevant in relation to the intended learning outcomes.

1 = Do not agree at all

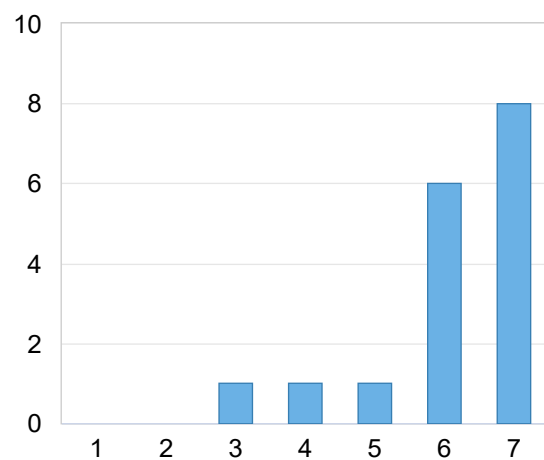
7 = Agree completely

The examination methods used were relevant in relation to the intended learning outcomes.

1 = Do not agree at all

7 = Agree completely

	Number of responses
1	0 (0.0%)
2	0 (0.0%)
3	1 (5.9%)
4	1 (5.9%)
5	1 (5.9%)
6	6 (35.3%)
7	8 (47.1%)
Total	17 (100.0%)



● The examination methods used were r...

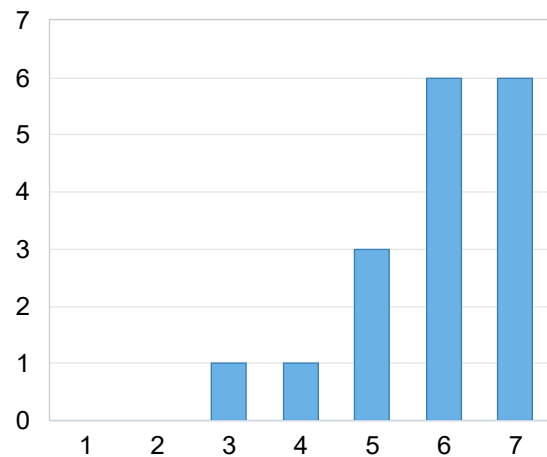
	Mean	Standard Deviation	Coefficient of Variation	Min	Lower Quartile	Median	Upper Quartile	Max
The examination methods used were relevant in relation to the intended learning outcomes. 1 = Do not agree at all 7 = Agree completely	6.1	1.2	19.1 %	3.0	6.0	6.0	7.0	7.0



My opinion of the course as a whole.

1 = Not at all satisfied
7 = Very satisfied

My opinion of the course as a whole. 1 = Not at all satisfied 7 = Very satisfied	Number of responses
1	0 (0.0%)
2	0 (0.0%)
3	1 (5.9%)
4	1 (5.9%)
5	3 (17.6%)
6	6 (35.3%)
7	6 (35.3%)
Total	17 (100.0%)



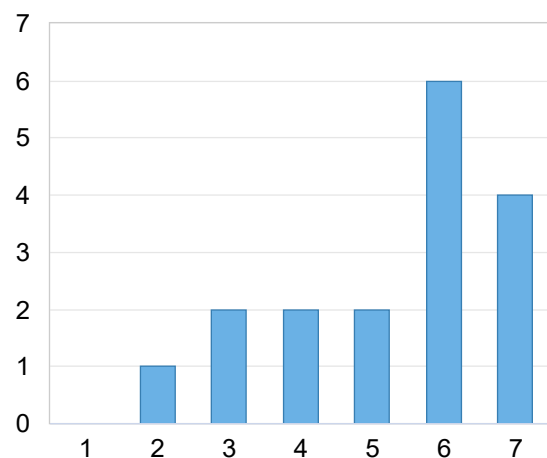
● My opinion of the course as a whole. 1...

	Mean	Standard Deviation	Coefficient of Variation	Min	Lower Quartile	Median	Upper Quartile	Max
My opinion of the course as a whole. 1 = Not at all satisfied 7 = Very satisfied	5.9	1.2	19.8 %	3.0	5.0	6.0	7.0	7.0

I had sufficient prior knowledge to follow the various parts of the course.

1 = Do not agree at all
7 = Agree completely

	Number of responses
1	0 (0.0%)
2	1 (5.9%)
3	2 (11.8%)
4	2 (11.8%)
5	2 (11.8%)
6	6 (35.3%)
7	4 (23.5%)
Total	17 (100.0%)



● I had sufficient prior knowledge to foll...

	Mean	Standard Deviation	Coefficient of Variation	Min	Lower Quartile	Median	Upper Quartile	Max
I had sufficient prior knowledge to follow the various parts of the course. 1 = Do not agree at all 7 = Agree completely	5.3	1.6	29.7 %	2.0	4.0	6.0	6.0	7.0

The following questions allow you to respond in your own words. It is recommended to start with the questions where your answers are towards the ends of the scale and explain why. Be as specific as possible! You can also make other comments that you believe could benefit the course.

What about the course do you think is most valuable to keep as it is?

What about the course do you think is most valuable to keep as it is?

I especially liked the topics of the course and the debate at the end.

The debate is a great idea in the case of Ethics, even if it is a bit difficult to build as a student.

As an UX student, I see the relevance for my studies, but I don't think Ethics in AI in particular is relevant. Ethics in Digital product development would be more relevant for my studies. But overall I think I am satisfied with this course.

The lecture flow from abstract to reality with an end debate was working really well.

I think it is better to keep the course as it is.

I really enjoyed the first and third seminar

yes

The debate part was so nice and interesting.

Group Discussions about the importance of AI concepts

The different discussion we have had in lectures

What about the course do you think is most important to change or improve?

What about the course do you think is most important to change or improve?

Sometimes I felt like the papers in the preparation material were not so relevant to the actual corresponding lecture after all. (I often rather read the papers than watched the videos in-depth)

I think nothing in the course structure should change all parts were relevant and in the right order.

I don't think so.

I would like to have the deadlines a bit more spread out, or something like a soft- and hard deadline.

everything is ok

nothing

For me, writing big text things like "Written Argumentative Report" or "A practical introduction to fairness in ML" is not something I'm easy with. So it was very painful to be able to archive to write that.

Other comments

Other comments

The biggest problem with the course was the expectations from the majority of students where they saw it as a "free" course and show up to lectures and seminars unprepared and didn't care. This isn't something that Maria x2 can really change, but it was a little weird sometimes that the lecturer had to tell students to be quiet during lectures or other people's presentations/debates.

Debating was the most exciting part of the course. The majority of the topics are contentious. This section of the course, in my opinion, should be continued. Furthermore, the materials you provided us prior toward the class aided us in comprehending the lecture. Finally, I'd like to say that the class was very interesting and enjoyable.

;))

Both the teachers are best for the course most especially Maria

Satisfactory

Teachers were very interesting.